

# IPEDS 2024-25 Data Collection System

IPEDS HELP DESK (877) 225-2568 | [ipedshelp@rti.org](mailto:ipedshelp@rti.org)  
OMB NO. 1850-0582 v.33 : Approval Expires 8/31/2027  
User ID: 88G2401

## Fall Enrollment 2024-25

Institution: Indiana University-Kokomo (151333)

User ID: 88G2401

### Overview

#### Fall Enrollment Overview

The Fall Enrollment component collects student enrollment counts by level of student, enrollment status, gender and race/ethnicity. In addition, first-time students' fall-to-fall retention rates and the student-to-faculty ratio are collected. Enrollment by age is required in odd-numbered years, and enrollment by residence of first-time undergraduates is required in even-numbered years.

Institutions operating on a traditional academic year calendar (semester, trimester, quarter, or 4-1-4) report Fall enrollment as of the institution's official fall reporting date or October 15. Institutions operating on a calendar that differs by program or that enrolls students on a continuous basis (referred to as program reporters) report Fall enrollment as students enrolled any time during the period August 1 and October 31.

#### Data reporting reminders:

- Report data to accurately reflect the time period corresponding with the IPEDS survey component, even if such reporting is seemingly inconsistent with prior year reporting.
- Part B, Enrollment of students by age, is optional this year.
- Part C, Residence of first-time degree/certificate-seeking undergraduates, is required this year.
- For reporting students studying in consortium agreements, please refer to the Resource page at <https://nces.ed.gov/ipeds/report-your-data/data-tip-sheet-reporting-data-consortium-institutions>.

#### Changes in reporting:

The following changes were implemented for the 2024-25 data collection period:

- Added note to Instructions for Part D: Total Undergraduate Entering Class to indicate that high school students enrolled in college courses for credit should not be included in any calculations to determine an institution's entering class. [Applicable to degree-granting institutions only]
- Added a new FAQ to better clarify the relationship between "transfer-in" enrollment status on the Fall Enrollment (EF) and 12-month Enrollment (E12) components and the "non-first-time" cohort on the Outcome Measures (OM) component.
- Revised definition for "Transfer-in student" Glossary term to improve clarity.
- Revised definition for "Non-first-time student (undergraduate)" Glossary term to improve clarity.
- Revised definition for "Continuing/Returning student (undergraduate)" Glossary term to improve clarity.
- Revised definition for "Entering students (undergraduate)" Glossary term to improve clarity.

#### Resources:

- To download the survey materials for this component: [Survey Materials](#)
- To access your prior year data submission for this component: [Reported Data](#)

If you have questions about completing this survey, please contact the **IPEDS Help Desk at 1-877-225-2568**.

Institution: Indiana University-Kokomo (151333)

User ID: 88G2401

## Part Selection

Completion of Part B (Enrollment of Students by Age) is optional this year.

### Do you wish to complete Part B this year?

If you select 'Yes', you will be expected to complete the Part B screens.

If you select 'No', you will skip Part B.

- ☐ No, I will not complete Part B
- ☒ Yes, I will complete Part B

Fall Enrollment - CIP CODE Selection


Indicate which of the following fields of study are offered by your institution. In addition to reporting total undergraduate and graduate fall enrollments every year, in even-numbered years you are to report the subset of enrollments that fall within each of the CIP codes listed below.

Fields for which enrollment was reported for Fall 2022 have already been checked; please make sure all listed fields that are offered by your institution are checked.

Note: CIP codes listed below may not reflect all fields of study offered by your institution, therefore the subset of enrollments by CIP codes selected may not sum to your institution's total fall enrollment.

UNDERGRADUATE AND GRADUATE FIELDS	
<input checked="" type="checkbox"/>	13.0000 -- Education
<input type="checkbox"/>	14.0000 -- Engineering
<input checked="" type="checkbox"/>	26.0000 -- Biological and Biomedical Sciences
<input checked="" type="checkbox"/>	27.0000 -- Mathematics
<input checked="" type="checkbox"/>	40.0000 -- Physical Sciences
<input checked="" type="checkbox"/>	52.0000 -- Business, Management, Marketing, and Related Support Services
GRADUATE-ONLY FIELDS	
<input type="checkbox"/>	22.0101 -- Law (LL.B., J.D.)
<input type="checkbox"/>	51.0401 -- Dentistry (D.D.S., D.M.D.)
<input type="checkbox"/>	 51.1201 -- Medicine (M.D.)
<input type="checkbox"/>	None of the above

☒ Yes, I confirm that I reviewed the fields of study are offered by my institution above.

 You may use the box below to provide additional context for the data you have reported above. Context notes will be posted on the College Navigator website. Therefore, you should write all context notes using proper grammar (e.g., complete sentences with punctuation) and common language that can be easily understood by students and parents (e.g., spell out acronyms).

Institution: Indiana University-Kokomo (151333)

User ID: 88G2401

## Part A - Fall Enrollment for Full-Time Undergraduate Students

Enrollment as of the institution's official fall reporting date or as of October 15, 2024Full-time Undergraduate Students

Reporting Reminders:

- Report Hispanic/Latino individuals of any race as Hispanic/Latino
- Report race for non-Hispanic/Latino individuals only
- Even though Teacher Preparation certificate programs may require a bachelor's degree for admission, they are considered subbaccalaureate undergraduate programs, and students in these programs are undergraduate students.

## Men

Enrolled for <u>credit</u>	<u>Degree/certificate-seeking</u>				Non-degree/ non-certificate-seeking	Total, <u>Full-time</u> <u>undergraduate</u> students
	<u>First-time</u>	<u>Transfer-in</u>	<u>Continuing/ Returning</u>	Total degree/certificate-seeking		
<u>U.S. Nonresident</u>	0	0	6	6	0	6
<u>Hispanic/Latino</u>	20	8	49	77	0	77
<u>American Indian or Alaska Native</u>	0	0	1	1	0	1
<u>Asian</u>	4	2	6	12	1	13
<u>Black or African American</u>	11	2	22	35	0	35
<u>Native Hawaiian or Other Pacific Islander</u>	0	0	0	0	0	0
<u>White</u>	111	41	340	492	5	497
Two or more races	6	6	23	35	0	35
<u>Race and ethnicity unknown</u>	0	0	0	0	0	0
<b>Total men</b>	<b>152</b>	<b>59</b>	<b>447</b>	<b>658</b>	<b>6</b>	<b>664</b>
Total men prior year	162	56	442	660	1	661

## Women

Enrolled for <u>credit</u>	<u>Degree/certificate-seeking</u>				Non-degree/ non-certificate-seeking	Total, <u>Full-time</u> <u>undergraduate</u> students
	<u>First-time</u>	<u>Transfer-in</u>	<u>Continuing/ Returning</u>	Total degree/certificate-seeking		
<u>U.S. Nonresident</u>	0	0	6	6	0	6
<u>Hispanic/Latino</u>	52	14	113	179	0	179
<u>American Indian or Alaska Native</u>	1	0	0	1	0	1
<u>Asian</u>	4	0	9	13	0	13
<u>Black or African American</u>	26	5	38	69	0	69
<u>Native Hawaiian or Other Pacific Islander</u>	0	0	0	0	0	0
<u>White</u>	257	60	674	991	2	993
Two or more races	20	3	31	54	1	55
<u>Race and ethnicity unknown</u>	1	0	1	2	0	2
<b>Total women</b>	<b>361</b>	<b>82</b>	<b>872</b>	<b>1,315</b>	<b>3</b>	<b>1,318</b>
Total women prior year	297	71	892	1,260	2	1,262

<b>Grand total (men+women)</b>	<b>513</b>	<b>141</b>	<b>1,319</b>	<b>1,973</b>	<b>9</b>	<b>1,982</b>
Grand total (men+women) prior year	459	127	1,334	1,920	3	1,923

Institution: Indiana University-Kokomo (151333)

User ID: 88G2401

## Part A - Fall Enrollment for Full-Time Undergraduate Students: CIP CODE:13.0000

Enrollment as of the institution's official fall reporting date or as of October 15, 2024

CIP CODE: 13.0000 – Education

Full-time undergraduate students

Reporting Reminders:

- Report Hispanic/Latino individuals of any race as Hispanic/Latino
- Report race for non-Hispanic/Latino individuals only

**Men**

Enrolled for <u>credit</u>	<u>Degree/certificate-seeking</u>				Non-degree/ non-certificate-seeking	Total, <u>Full-time undergraduate</u> students
	<u>First-time</u>	<u>Transfer-in</u>	<u>Continuing/ Returning</u>	Total degree/certificate-seeking		
<u>U.S. Nonresident</u>	<input type="text" value="0"/>	<input type="text" value="0"/>	<input type="text" value="0"/>	0	<input type="text" value="0"/>	0
<u>Hispanic/Latino</u>	<input type="text" value="0"/>	<input type="text" value="0"/>	<input type="text" value="1"/>	1	<input type="text" value="0"/>	1
<u>American Indian or Alaska Native</u>	<input type="text" value="0"/>	<input type="text" value="0"/>	<input type="text" value="0"/>	0	<input type="text" value="0"/>	0
<u>Asian</u>	<input type="text" value="0"/>	<input type="text" value="0"/>	<input type="text" value="0"/>	0	<input type="text" value="0"/>	0
<u>Black or African American</u>	<input type="text" value="1"/>	<input type="text" value="0"/>	<input type="text" value="0"/>	1	<input type="text" value="0"/>	1
<u>Native Hawaiian or Other Pacific Islander</u>	<input type="text" value="0"/>	<input type="text" value="0"/>	<input type="text" value="0"/>	0	<input type="text" value="0"/>	0
<u>White</u>	<input type="text" value="6"/>	<input type="text" value="3"/>	<input type="text" value="21"/>	30	<input type="text" value="0"/>	30
Two or more races	<input type="text" value="0"/>	<input type="text" value="1"/>	<input type="text" value="1"/>	2	<input type="text" value="0"/>	2
<u>Race and ethnicity unknown</u>	<input type="text" value="0"/>	<input type="text" value="0"/>	<input type="text" value="0"/>	0	<input type="text" value="0"/>	0
<b>Total men</b>	<b>7</b>	<b>4</b>	<b>23</b>	<b>34</b>	<b>0</b>	<b>34</b>

**Women**

Enrolled for <u>credit</u>	<u>Degree/certificate-seeking</u>				Non-degree/ non-certificate-seeking	Total, <u>Full-time undergraduate</u> students
	<u>First-time</u>	<u>Transfer-in</u>	<u>Continuing/ Returning</u>	Total degree/certificate-seeking		
<u>U.S. Nonresident</u>	<input type="text" value="0"/>	<input type="text" value="0"/>	<input type="text" value="0"/>	0	<input type="text" value="0"/>	0
<u>Hispanic/Latino</u>	<input type="text" value="3"/>	<input type="text" value="1"/>	<input type="text" value="11"/>	15	<input type="text" value="0"/>	15
<u>American Indian or Alaska Native</u>	<input type="text" value="0"/>	<input type="text" value="0"/>	<input type="text" value="0"/>	0	<input type="text" value="0"/>	0
<u>Asian</u>	<input type="text" value="0"/>	<input type="text" value="0"/>	<input type="text" value="1"/>	1	<input type="text" value="0"/>	1
<u>Black or African American</u>	<input type="text" value="2"/>	<input type="text" value="0"/>	<input type="text" value="1"/>	3	<input type="text" value="0"/>	3
<u>Native Hawaiian or Other Pacific Islander</u>	<input type="text" value="0"/>	<input type="text" value="0"/>	<input type="text" value="0"/>	0	<input type="text" value="0"/>	0
<u>White</u>	<input type="text" value="32"/>	<input type="text" value="8"/>	<input type="text" value="96"/>	136	<input type="text" value="0"/>	136
Two or more races	<input type="text" value="1"/>	<input type="text" value="0"/>	<input type="text" value="4"/>	5	<input type="text" value="0"/>	5
<u>Race and ethnicity unknown</u>	<input type="text" value="1"/>	<input type="text" value="0"/>	<input type="text" value="0"/>	1	<input type="text" value="0"/>	1
<b>Total women</b>	<b>39</b>	<b>9</b>	<b>113</b>	<b>161</b>	<b>0</b>	<b>161</b>

<b>Grand total (men+women)</b>	<b>46</b>	<b>13</b>	<b>136</b>	<b>195</b>	<b>0</b>	<b>195</b>
Grand total (men+women) 2022-23	45	13	150	208		208

Institution: Indiana University-Kokomo (151333)

## Part A - Fall Enrollment for Full-Time Undergraduate Students: CIP CODE:26.0000

Enrollment as of the institution's official fall reporting date or as of October 15, 2024

CIP CODE: 26.0000 – Biological and Biomedical Sciences

Full-time undergraduate students

Reporting Reminders:

- Report Hispanic/Latino individuals of any race as Hispanic/Latino
- Report race for non-Hispanic/Latino individuals only

**Men**

Enrolled for <u>credit</u>	<u>Degree/certificate-seeking</u>				Non-degree/ non-certificate-seeking	Total, <u>Full-time undergraduate</u> students
	<u>First-time</u>	<u>Transfer-in</u>	<u>Continuing/ Returning</u>	Total degree/certificate-seeking		
<u>U.S. Nonresident</u>	<input type="text" value="0"/>	<input type="text" value="0"/>	<input type="text" value="0"/>	0	<input type="text" value="0"/>	0
<u>Hispanic/Latino</u>	<input type="text" value="2"/>	<input type="text" value="0"/>	<input type="text" value="0"/>	2	<input type="text" value="0"/>	2
<u>American Indian or Alaska Native</u>	<input type="text" value="0"/>	<input type="text" value="0"/>	<input type="text" value="0"/>	0	<input type="text" value="0"/>	0
<u>Asian</u>	<input type="text" value="0"/>	<input type="text" value="0"/>	<input type="text" value="0"/>	0	<input type="text" value="0"/>	0
<u>Black or African American</u>	<input type="text" value="1"/>	<input type="text" value="0"/>	<input type="text" value="1"/>	2	<input type="text" value="0"/>	2
<u>Native Hawaiian or Other Pacific Islander</u>	<input type="text" value="0"/>	<input type="text" value="0"/>	<input type="text" value="0"/>	0	<input type="text" value="0"/>	0
<u>White</u>	<input type="text" value="6"/>	<input type="text" value="1"/>	<input type="text" value="13"/>	20	<input type="text" value="0"/>	20
Two or more races	<input type="text" value="0"/>	<input type="text" value="0"/>	<input type="text" value="1"/>	1	<input type="text" value="0"/>	1
<u>Race and ethnicity unknown</u>	<input type="text" value="0"/>	<input type="text" value="0"/>	<input type="text" value="0"/>	0	<input type="text" value="0"/>	0
<b>Total men</b>	<b>9</b>	<b>1</b>	<b>15</b>	<b>25</b>	<b>0</b>	<b>25</b>

**Women**

Enrolled for <u>credit</u>	<u>Degree/certificate-seeking</u>				Non-degree/ non-certificate-seeking	Total, <u>Full-time undergraduate</u> students
	<u>First-time</u>	<u>Transfer-in</u>	<u>Continuing/ Returning</u>	Total degree/certificate-seeking		
<u>U.S. Nonresident</u>	<input type="text" value="0"/>	<input type="text" value="0"/>	<input type="text" value="0"/>	0	<input type="text" value="0"/>	0
<u>Hispanic/Latino</u>	<input type="text" value="2"/>	<input type="text" value="1"/>	<input type="text" value="5"/>	8	<input type="text" value="0"/>	8
<u>American Indian or Alaska Native</u>	<input type="text" value="0"/>	<input type="text" value="0"/>	<input type="text" value="0"/>	0	<input type="text" value="0"/>	0
<u>Asian</u>	<input type="text" value="0"/>	<input type="text" value="0"/>	<input type="text" value="1"/>	1	<input type="text" value="0"/>	1
<u>Black or African American</u>	<input type="text" value="1"/>	<input type="text" value="0"/>	<input type="text" value="1"/>	2	<input type="text" value="0"/>	2
<u>Native Hawaiian or Other Pacific Islander</u>	<input type="text" value="0"/>	<input type="text" value="0"/>	<input type="text" value="0"/>	0	<input type="text" value="0"/>	0
<u>White</u>	<input type="text" value="11"/>	<input type="text" value="3"/>	<input type="text" value="16"/>	30	<input type="text" value="0"/>	30
Two or more races	<input type="text" value="1"/>	<input type="text" value="0"/>	<input type="text" value="2"/>	3	<input type="text" value="0"/>	3
<u>Race and ethnicity unknown</u>	<input type="text" value="0"/>	<input type="text" value="0"/>	<input type="text" value="0"/>	0	<input type="text" value="0"/>	0
<b>Total women</b>	<b>15</b>	<b>4</b>	<b>25</b>	<b>44</b>	<b>0</b>	<b>44</b>

<b>Grand total (men+women)</b>	<b>24</b>	<b>5</b>	<b>40</b>	<b>69</b>	<b>0</b>	<b>69</b>
Grand total (men+women) 2022-23	27	4	38	69		69

Institution: Indiana University-Kokomo (151333)

User ID: 88G2401

## Part A - Fall Enrollment for Full-Time Undergraduate Students: CIP CODE:27.0000

Enrollment as of the institution's official fall reporting date or as of October 15, 2024

CIP CODE: 27.0000 – Mathematics and Statistics

Full-time undergraduate students

Reporting Reminders:

- Report Hispanic/Latino individuals of any race as Hispanic/Latino
- Report race for non-Hispanic/Latino individuals only

**Men**

Enrolled for <u>credit</u>	<u>Degree/certificate-seeking</u>				Non-degree/ non-certificate-seeking	Total, <u>Full-time undergraduate</u> students
	<u>First-time</u>	<u>Transfer-in</u>	<u>Continuing/ Returning</u>	Total degree/certificate-seeking		
<u>U.S. Nonresident</u>	<input type="text" value="0"/>	<input type="text" value="0"/>	<input type="text" value="0"/>	0	<input type="text" value="0"/>	0
<u>Hispanic/Latino</u>	<input type="text" value="0"/>	<input type="text" value="0"/>	<input type="text" value="0"/>	0	<input type="text" value="0"/>	0
<u>American Indian or Alaska Native</u>	<input type="text" value="0"/>	<input type="text" value="0"/>	<input type="text" value="0"/>	0	<input type="text" value="0"/>	0
<u>Asian</u>	<input type="text" value="0"/>	<input type="text" value="0"/>	<input type="text" value="0"/>	0	<input type="text" value="0"/>	0
<u>Black or African American</u>	<input type="text" value="0"/>	<input type="text" value="0"/>	<input type="text" value="0"/>	0	<input type="text" value="0"/>	0
<u>Native Hawaiian or Other Pacific Islander</u>	<input type="text" value="0"/>	<input type="text" value="0"/>	<input type="text" value="0"/>	0	<input type="text" value="0"/>	0
<u>White</u>	<input type="text" value="1"/>	<input type="text" value="1"/>	<input type="text" value="2"/>	4	<input type="text" value="0"/>	4
Two or more races	<input type="text" value="0"/>	<input type="text" value="0"/>	<input type="text" value="0"/>	0	<input type="text" value="0"/>	0
<u>Race/ethnicity unknown</u>	<input type="text" value="0"/>	<input type="text" value="0"/>	<input type="text" value="0"/>	0	<input type="text" value="0"/>	0
<b>Total men</b>	<b>1</b>	<b>1</b>	<b>2</b>	<b>4</b>	<b>0</b>	<b>4</b>

**Women**

Enrolled for <u>credit</u>	<u>Degree/certificate-seeking</u>				Non-degree/ non-certificate-seeking	Total, <u>Full-time undergraduate</u> students
	<u>First-time</u>	<u>Transfer-in</u>	<u>Continuing/ Returning</u>	Total degree/certificate-seeking		
<u>U.S. Nonresident</u>	<input type="text" value="0"/>	<input type="text" value="0"/>	<input type="text" value="0"/>	0	<input type="text" value="0"/>	0
<u>Hispanic/Latino</u>	<input type="text" value="1"/>	<input type="text" value="0"/>	<input type="text" value="0"/>	1	<input type="text" value="0"/>	1
<u>American Indian or Alaska Native</u>	<input type="text" value="0"/>	<input type="text" value="0"/>	<input type="text" value="0"/>	0	<input type="text" value="0"/>	0
<u>Asian</u>	<input type="text" value="0"/>	<input type="text" value="0"/>	<input type="text" value="0"/>	0	<input type="text" value="0"/>	0
<u>Black or African American</u>	<input type="text" value="0"/>	<input type="text" value="0"/>	<input type="text" value="0"/>	0	<input type="text" value="0"/>	0
<u>Native Hawaiian or Other Pacific Islander</u>	<input type="text" value="0"/>	<input type="text" value="0"/>	<input type="text" value="0"/>	0	<input type="text" value="0"/>	0
<u>White</u>	<input type="text" value="0"/>	<input type="text" value="0"/>	<input type="text" value="1"/>	1	<input type="text" value="0"/>	1
Two or more races	<input type="text" value="0"/>	<input type="text" value="0"/>	<input type="text" value="0"/>	0	<input type="text" value="0"/>	0
<u>Race/ethnicity unknown</u>	<input type="text" value="0"/>	<input type="text" value="0"/>	<input type="text" value="0"/>	0	<input type="text" value="0"/>	0
<b>Total women</b>	<b>1</b>	<b>0</b>	<b>1</b>	<b>2</b>	<b>0</b>	<b>2</b>

<b>Grand total (men+women)</b>	<b>2</b>	<b>1</b>	<b>3</b>	<b>6</b>	<b>0</b>	<b>6</b>
Grand total (men+women) 2022-23	1		3	4		4

Institution: Indiana University-Kokomo (151333)

User ID: 88G2401

## Part A - Fall Enrollment for Full-Time Undergraduate Students: CIP CODE:40.0000

Enrollment as of the institution's official fall reporting date or as of October 15, 2024

CIP CODE: 40.0000 – Physical Sciences

Full-time undergraduate students

Reporting Reminders:

- Report Hispanic/Latino individuals of any race as Hispanic/Latino
- Report race for non-Hispanic/Latino individuals only

**Men**

Enrolled for <u>credit</u>	<u>Degree/certificate-seeking</u>				Non-degree/ non-certificate-seeking	Total, <u>Full-time undergraduate</u> students
	<u>First-time</u>	<u>Transfer-in</u>	<u>Continuing/ Returning</u>	Total degree/certificate-seeking		
<u>U.S. Nonresident</u>	<input type="text" value="0"/>	<input type="text" value="0"/>	<input type="text" value="0"/>	0	<input type="text" value="0"/>	0
<u>Hispanic/Latino</u>	<input type="text" value="0"/>	<input type="text" value="0"/>	<input type="text" value="0"/>	0	<input type="text" value="0"/>	0
<u>American Indian or Alaska Native</u>	<input type="text" value="0"/>	<input type="text" value="0"/>	<input type="text" value="0"/>	0	<input type="text" value="0"/>	0
<u>Asian</u>	<input type="text" value="0"/>	<input type="text" value="0"/>	<input type="text" value="0"/>	0	<input type="text" value="0"/>	0
<u>Black or African American</u>	<input type="text" value="0"/>	<input type="text" value="0"/>	<input type="text" value="0"/>	0	<input type="text" value="0"/>	0
<u>Native Hawaiian or Other Pacific Islander</u>	<input type="text" value="0"/>	<input type="text" value="0"/>	<input type="text" value="0"/>	0	<input type="text" value="0"/>	0
<u>White</u>	<input type="text" value="0"/>	<input type="text" value="1"/>	<input type="text" value="4"/>	5	<input type="text" value="0"/>	5
Two or more races	<input type="text" value="0"/>	<input type="text" value="0"/>	<input type="text" value="0"/>	0	<input type="text" value="0"/>	0
<u>Race/ethnicity unknown</u>	<input type="text" value="0"/>	<input type="text" value="0"/>	<input type="text" value="0"/>	0	<input type="text" value="0"/>	0
<b>Total men</b>	<b>0</b>	<b>1</b>	<b>4</b>	<b>5</b>	<b>0</b>	<b>5</b>

**Women**

Enrolled for <u>credit</u>	<u>Degree/certificate-seeking</u>				Non-degree/ non-certificate-seeking	Total, <u>Full-time undergraduate</u> students
	<u>First-time</u>	<u>Transfer-in</u>	<u>Continuing/ Returning</u>	Total degree/certificate-seeking		
<u>U.S. Nonresident</u>	<input type="text" value="0"/>	<input type="text" value="0"/>	<input type="text" value="0"/>	0	<input type="text" value="0"/>	0
<u>Hispanic/Latino</u>	<input type="text" value="0"/>	<input type="text" value="0"/>	<input type="text" value="0"/>	0	<input type="text" value="0"/>	0
<u>American Indian or Alaska Native</u>	<input type="text" value="0"/>	<input type="text" value="0"/>	<input type="text" value="0"/>	0	<input type="text" value="0"/>	0
<u>Asian</u>	<input type="text" value="0"/>	<input type="text" value="0"/>	<input type="text" value="0"/>	0	<input type="text" value="0"/>	0
<u>Black or African American</u>	<input type="text" value="0"/>	<input type="text" value="0"/>	<input type="text" value="0"/>	0	<input type="text" value="0"/>	0
<u>Native Hawaiian or Other Pacific Islander</u>	<input type="text" value="0"/>	<input type="text" value="0"/>	<input type="text" value="0"/>	0	<input type="text" value="0"/>	0
<u>White</u>	<input type="text" value="2"/>	<input type="text" value="0"/>	<input type="text" value="0"/>	2	<input type="text" value="0"/>	2
Two or more races	<input type="text" value="0"/>	<input type="text" value="0"/>	<input type="text" value="0"/>	0	<input type="text" value="0"/>	0
<u>Race/ethnicity unknown</u>	<input type="text" value="0"/>	<input type="text" value="0"/>	<input type="text" value="0"/>	0	<input type="text" value="0"/>	0
<b>Total women</b>	<b>2</b>	<b>0</b>	<b>0</b>	<b>2</b>	<b>0</b>	<b>2</b>

<b>Grand total (men+women)</b>	<b>2</b>	<b>1</b>	<b>4</b>	<b>7</b>	<b>0</b>	<b>7</b>
Grand total (men+women) 2022-23	3		1	4		4



Institution: Indiana University-Kokomo (151333)

User ID: 88G2401

## Part A - Fall Enrollment for Full-Time Undergraduate Students: CIP CODE:52.0000

Enrollment as of the institution's official fall reporting date or as of October 15, 2024

CIP CODE: 52.0000 – Business, Management, Marketing and Related Support Services

Full-time undergraduate students

Reporting Reminders:

- Report Hispanic/Latino individuals of any race as Hispanic/Latino
- Report race for non-Hispanic/Latino individuals only

**Men**

Enrolled for <u>credit</u>	<u>Degree/certificate-seeking</u>				Non-degree/ non-certificate-seeking	Total, <u>Full-time undergraduate</u> students
	<u>First-time</u>	<u>Transfer-in</u>	<u>Continuing/ Returning</u>	Total degree/certificate-seeking		
<u>U.S. Nonresident</u>	0	0	0	0	0	0
<u>Hispanic/Latino</u>	8	4	22	34	0	34
<u>American Indian or Alaska Native</u>	0	0	1	1	0	1
<u>Asian</u>	3	1	3	7	0	7
<u>Black or African American</u>	2	0	6	8	0	8
<u>Native Hawaiian or Other Pacific Islander</u>	0	0	0	0	0	0
<u>White</u>	35	11	115	161	0	161
Two or more races	3	3	7	13	0	13
<u>Race/ethnicity unknown</u>	0	0	0	0	0	0
<b>Total men</b>	<b>51</b>	<b>19</b>	<b>154</b>	<b>224</b>	<b>0</b>	<b>224</b>

**Women**

Enrolled for <u>credit</u>	<u>Degree/certificate-seeking</u>				Non-degree/ non-certificate-seeking	Total, <u>Full-time undergraduate</u> students
	<u>First-time</u>	<u>Transfer-in</u>	<u>Continuing/ Returning</u>	Total degree/certificate-seeking		
<u>U.S. Nonresident</u>	0	0	2	2	0	2
<u>Hispanic/Latino</u>	6	3	22	31	0	31
<u>American Indian or Alaska Native</u>	1	0	0	1	0	1
<u>Asian</u>	1	0	1	2	0	2
<u>Black or African American</u>	3	1	7	11	0	11
<u>Native Hawaiian or Other Pacific Islander</u>	0	0	0	0	0	0
<u>White</u>	31	14	106	151	0	151
Two or more races	2	1	7	10	0	10
<u>Race/ethnicity unknown</u>	0	0	1	1	0	1
<b>Total women</b>	<b>44</b>	<b>19</b>	<b>146</b>	<b>209</b>	<b>0</b>	<b>209</b>

<b>Grand total (men+women)</b>	<b>95</b>	<b>38</b>	<b>300</b>	<b>433</b>	<b>0</b>	<b>433</b>
Grand total (men+women) 2022-23	88	37	297	422		422

Institution: Indiana University-Kokomo (151333)

User ID: 88G2401

## Part A - Fall Enrollment for Part-time Undergraduate Students

Enrollment as of the institution's official fall reporting date or as of October 15, 2024Part-time Undergraduate Students

Reporting Reminders:

- Report Hispanic/Latino individuals of any race as Hispanic/Latino
- Report race for non-Hispanic/Latino individuals only
- Even though Teacher Preparation certificate programs may require a bachelor's degree for admission, they are considered subbaccalaureate undergraduate programs, and students in these programs are undergraduate students.

**Men**

Enrolled for <u>credit</u>	<u>Degree/certificate-seeking</u>				Non-degree/ non-certificate-seeking	Total, <u>part-time</u> <u>undergraduate</u> students
	<u>First-time</u>	<u>Transfer-in</u>	<u>Continuing/ Returning</u>	Total degree/certificate-seeking		
<u>U.S. Nonresident</u>	0	0	0	0	1	1
<u>Hispanic/Latino</u>	2	2	4	8	3	11
<u>American Indian or Alaska Native</u>	0	0	0	0	0	0
<u>Asian</u>	0	0	2	2	1	3
<u>Black or African American</u>	1	0	7	8	13	21
<u>Native Hawaiian or Other Pacific Islander</u>	0	0	0	0	0	0
<u>White</u>	7	12	79	98	108	206
Two or more races	0	1	6	7	5	12
<u>Race and ethnicity unknown</u>	0	0	0	0	4	4
<b>Total men</b>	<b>10</b>	<b>15</b>	<b>98</b>	<b>123</b>	<b>135</b>	<b>258</b>
Total men prior year	9	10	110	129	127	256

**Women**

Enrolled for <u>credit</u>	<u>Degree/certificate-seeking</u>				Non-degree/ non-certificate-seeking	Total, <u>part-time</u> <u>undergraduate</u> students
	<u>First-time</u>	<u>Transfer-in</u>	<u>Continuing/ Returning</u>	Total degree/certificate-seeking		
<u>U.S. Nonresident</u>	0	0	1	1	1	2
<u>Hispanic/Latino</u>	0	9	29	38	15	53
<u>American Indian or Alaska Native</u>	0	0	1	1	1	2
<u>Asian</u>	0	2	7	9	4	13
<u>Black or African American</u>	0	4	10	14	7	21
<u>Native Hawaiian or Other Pacific Islander</u>	0	0	0	0	0	0
<u>White</u>	6	23	154	183	159	342
Two or more races	0	0	8	8	12	20
<u>Race and ethnicity unknown</u>	0	0	2	2	10	12
<b>Total women</b>	<b>6</b>	<b>38</b>	<b>212</b>	<b>256</b>	<b>209</b>	<b>465</b>
Total women prior year	14	33	212	259	236	495

<b>Grand total (men+women)</b>	<b>16</b>	<b>53</b>	<b>310</b>	<b>379</b>	<b>344</b>	<b>723</b>
Grand total (men+women) prior year	23	43	322	388	363	751

Institution: Indiana University-Kokomo (151333)

User ID: 88G2401

## Part A - Fall Enrollment for Part-time Undergraduate Students: CIP CODE:13.0000

Enrollment as of the institution's official fall reporting date or as of October 15, 2024

CIP CODE: 13.0000 – Education

Part-time undergraduate students

Reporting Reminders:

- Report Hispanic/Latino individuals of any race as Hispanic/Latino
- Report race for non-Hispanic/Latino individuals only

**Men**

Enrolled for <u>credit</u>	<u>Degree/certificate-seeking</u>				Non-degree/ non-certificate-seeking	Total, <u>part-time</u> <u>undergraduate</u> students
	<u>First-time</u>	<u>Transfer-in</u>	<u>Continuing/ Returning</u>	Total degree/certificate-seeking		
<u>U.S. Nonresident</u>	<input type="text" value="0"/>	<input type="text" value="0"/>	<input type="text" value="0"/>	0	<input type="text" value="0"/>	0
<u>Hispanic/Latino</u>	<input type="text" value="0"/>	<input type="text" value="0"/>	<input type="text" value="0"/>	0	<input type="text" value="0"/>	0
<u>American Indian or Alaska Native</u>	<input type="text" value="0"/>	<input type="text" value="0"/>	<input type="text" value="0"/>	0	<input type="text" value="0"/>	0
<u>Asian</u>	<input type="text" value="0"/>	<input type="text" value="0"/>	<input type="text" value="0"/>	0	<input type="text" value="0"/>	0
<u>Black or African American</u>	<input type="text" value="0"/>	<input type="text" value="0"/>	<input type="text" value="0"/>	0	<input type="text" value="0"/>	0
<u>Native Hawaiian or Other Pacific Islander</u>	<input type="text" value="0"/>	<input type="text" value="0"/>	<input type="text" value="0"/>	0	<input type="text" value="0"/>	0
<u>White</u>	<input type="text" value="0"/>	<input type="text" value="1"/>	<input type="text" value="6"/>	7	<input type="text" value="0"/>	7
Two or more races	<input type="text" value="0"/>	<input type="text" value="0"/>	<input type="text" value="0"/>	0	<input type="text" value="0"/>	0
<u>Race/ethnicity unknown</u>	<input type="text" value="0"/>	<input type="text" value="0"/>	<input type="text" value="0"/>	0	<input type="text" value="0"/>	0
<b>Total men</b>	<b>0</b>	<b>1</b>	<b>6</b>	<b>7</b>	<b>0</b>	<b>7</b>

**Women**

Enrolled for <u>credit</u>	<u>Degree/certificate-seeking</u>				Non-degree/ non-certificate-seeking	Total, <u>part-time</u> <u>undergraduate</u> students
	<u>First-time</u>	<u>Transfer-in</u>	<u>Continuing/ Returning</u>	Total degree/certificate-seeking		
<u>U.S. Nonresident</u>	<input type="text" value="0"/>	<input type="text" value="0"/>	<input type="text" value="0"/>	0	<input type="text" value="0"/>	0
<u>Hispanic/Latino</u>	<input type="text" value="0"/>	<input type="text" value="1"/>	<input type="text" value="8"/>	9	<input type="text" value="0"/>	9
<u>American Indian or Alaska Native</u>	<input type="text" value="0"/>	<input type="text" value="0"/>	<input type="text" value="0"/>	0	<input type="text" value="0"/>	0
<u>Asian</u>	<input type="text" value="0"/>	<input type="text" value="0"/>	<input type="text" value="0"/>	0	<input type="text" value="0"/>	0
<u>Black or African American</u>	<input type="text" value="0"/>	<input type="text" value="0"/>	<input type="text" value="0"/>	0	<input type="text" value="0"/>	0
<u>Native Hawaiian or Other Pacific Islander</u>	<input type="text" value="0"/>	<input type="text" value="0"/>	<input type="text" value="0"/>	0	<input type="text" value="0"/>	0
<u>White</u>	<input type="text" value="2"/>	<input type="text" value="0"/>	<input type="text" value="21"/>	23	<input type="text" value="0"/>	23
Two or more races	<input type="text" value="0"/>	<input type="text" value="0"/>	<input type="text" value="0"/>	0	<input type="text" value="0"/>	0
<u>Race/ethnicity unknown</u>	<input type="text" value="0"/>	<input type="text" value="0"/>	<input type="text" value="0"/>	0	<input type="text" value="0"/>	0
<b>Total women</b>	<b>2</b>	<b>1</b>	<b>29</b>	<b>32</b>	<b>0</b>	<b>32</b>
<b>Grand total (men+women)</b>	<b>2</b>	<b>2</b>	<b>35</b>	<b>39</b>	<b>0</b>	<b>39</b>
Grand total (men+women) 2022-23	1	2	17	20		20

Institution: Indiana University-Kokomo (151333)

User ID: 88G2401

## Part A - Fall Enrollment for Part-time Undergraduate Students: CIP CODE:26.0000

Enrollment as of the institution's official fall reporting date or as of October 15, 2024

CIP CODE: 26.0000 – Biological and Biomedical Sciences

Part-time undergraduate students

Reporting Reminders:

- Report Hispanic/Latino individuals of any race as Hispanic/Latino
- Report race for non-Hispanic/Latino individuals only

**Men**

Enrolled for <u>credit</u>	<u>Degree/certificate-seeking</u>				Non-degree/ non-certificate-seeking	Total, <u>part-time</u> <u>undergraduate</u> students
	<u>First-time</u>	<u>Transfer-in</u>	<u>Continuing/ Returning</u>	Total degree/certificate-seeking		
<u>U.S. Nonresident</u>	<input type="text" value="0"/>	<input type="text" value="0"/>	<input type="text" value="0"/>	0	<input type="text" value="0"/>	0
<u>Hispanic/Latino</u>	<input type="text" value="0"/>	<input type="text" value="0"/>	<input type="text" value="1"/>	1	<input type="text" value="0"/>	1
<u>American Indian or Alaska Native</u>	<input type="text" value="0"/>	<input type="text" value="0"/>	<input type="text" value="0"/>	0	<input type="text" value="0"/>	0
<u>Asian</u>	<input type="text" value="0"/>	<input type="text" value="0"/>	<input type="text" value="0"/>	0	<input type="text" value="0"/>	0
<u>Black or African American</u>	<input type="text" value="0"/>	<input type="text" value="0"/>	<input type="text" value="0"/>	0	<input type="text" value="0"/>	0
<u>Native Hawaiian or Other Pacific Islander</u>	<input type="text" value="0"/>	<input type="text" value="0"/>	<input type="text" value="0"/>	0	<input type="text" value="0"/>	0
<u>White</u>	<input type="text" value="0"/>	<input type="text" value="0"/>	<input type="text" value="1"/>	1	<input type="text" value="0"/>	1
Two or more races	<input type="text" value="0"/>	<input type="text" value="0"/>	<input type="text" value="0"/>	0	<input type="text" value="0"/>	0
<u>Race and ethnicity unknown</u>	<input type="text" value="0"/>	<input type="text" value="0"/>	<input type="text" value="0"/>	0	<input type="text" value="0"/>	0
<b>Total men</b>	0	0	2	2	0	2

**Women**

Enrolled for <u>credit</u>	<u>Degree/certificate-seeking</u>				Non-degree/ non-certificate-seeking	Total, <u>part-time</u> <u>undergraduate</u> students
	<u>First-time</u>	<u>Transfer-in</u>	<u>Continuing/ Returning</u>	Total degree/certificate-seeking		
<u>U.S. Nonresident</u>	<input type="text" value="0"/>	<input type="text" value="0"/>	<input type="text" value="0"/>	0	<input type="text" value="0"/>	0
<u>Hispanic/Latino</u>	<input type="text" value="0"/>	<input type="text" value="0"/>	<input type="text" value="0"/>	0	<input type="text" value="0"/>	0
<u>American Indian or Alaska Native</u>	<input type="text" value="0"/>	<input type="text" value="0"/>	<input type="text" value="0"/>	0	<input type="text" value="0"/>	0
<u>Asian</u>	<input type="text" value="0"/>	<input type="text" value="0"/>	<input type="text" value="0"/>	0	<input type="text" value="0"/>	0
<u>Black or African American</u>	<input type="text" value="0"/>	<input type="text" value="0"/>	<input type="text" value="0"/>	0	<input type="text" value="0"/>	0
<u>Native Hawaiian or Other Pacific Islander</u>	<input type="text" value="0"/>	<input type="text" value="0"/>	<input type="text" value="0"/>	0	<input type="text" value="0"/>	0
<u>White</u>	<input type="text" value="0"/>	<input type="text" value="0"/>	<input type="text" value="3"/>	3	<input type="text" value="0"/>	3
Two or more races	<input type="text" value="0"/>	<input type="text" value="0"/>	<input type="text" value="0"/>	0	<input type="text" value="0"/>	0
<u>Race and ethnicity unknown</u>	<input type="text" value="0"/>	<input type="text" value="0"/>	<input type="text" value="0"/>	0	<input type="text" value="0"/>	0
<b>Total women</b>	0	0	3	3	0	3

<b>Grand total (men+women)</b>	0	0	5	5	0	5
Grand total (men+women) 2022-23	1	2	7	10		10

Institution: Indiana University-Kokomo (151333)

## Part A - Fall Enrollment for Part-time Undergraduate Students: CIP CODE:27.0000

Enrollment as of the institution's official fall reporting date or as of October 15, 2024

CIP CODE: 27.0000 – Mathematics and Statistics

Part-time undergraduate students

Reporting Reminders:

- Report Hispanic/Latino individuals of any race as Hispanic/Latino
- Report race for non-Hispanic/Latino individuals only

**Men**

Enrolled for <u>credit</u>	<u>Degree/certificate-seeking</u>				Non-degree/ non-certificate-seeking	Total, <u>part-time</u> <u>undergraduate</u> students
	<u>First-time</u>	<u>Transfer-in</u>	<u>Continuing/ Returning</u>	Total degree/certificate-seeking		
<u>U.S. Nonresident</u>	<input type="text" value="0"/>	<input type="text" value="0"/>	<input type="text" value="0"/>	0	<input type="text" value="0"/>	0
<u>Hispanic/Latino</u>	<input type="text" value="0"/>	<input type="text" value="0"/>	<input type="text" value="0"/>	0	<input type="text" value="0"/>	0
<u>American Indian or Alaska Native</u>	<input type="text" value="0"/>	<input type="text" value="0"/>	<input type="text" value="0"/>	0	<input type="text" value="0"/>	0
<u>Asian</u>	<input type="text" value="0"/>	<input type="text" value="0"/>	<input type="text" value="0"/>	0	<input type="text" value="0"/>	0
<u>Black or African American</u>	<input type="text" value="0"/>	<input type="text" value="0"/>	<input type="text" value="0"/>	0	<input type="text" value="0"/>	0
<u>Native Hawaiian or Other Pacific Islander</u>	<input type="text" value="0"/>	<input type="text" value="0"/>	<input type="text" value="0"/>	0	<input type="text" value="0"/>	0
<u>White</u>	<input type="text" value="0"/>	<input type="text" value="0"/>	<input type="text" value="0"/>	0	<input type="text" value="0"/>	0
Two or more races	<input type="text" value="0"/>	<input type="text" value="0"/>	<input type="text" value="0"/>	0	<input type="text" value="0"/>	0
<u>Race/ethnicity unknown</u>	<input type="text" value="0"/>	<input type="text" value="0"/>	<input type="text" value="0"/>	0	<input type="text" value="0"/>	0
<b>Total men</b>	0	0	0	0	0	0

**Women**

Enrolled for <u>credit</u>	<u>Degree/certificate-seeking</u>				Non-degree/ non-certificate-seeking	Total, <u>part-time</u> <u>undergraduate</u> students
	<u>First-time</u>	<u>Transfer-in</u>	<u>Continuing/ Returning</u>	Total degree/certificate-seeking		
<u>U.S. Nonresident</u>	<input type="text" value="0"/>	<input type="text" value="0"/>	<input type="text" value="0"/>	0	<input type="text" value="0"/>	0
<u>Hispanic/Latino</u>	<input type="text" value="0"/>	<input type="text" value="0"/>	<input type="text" value="0"/>	0	<input type="text" value="0"/>	0
<u>American Indian or Alaska Native</u>	<input type="text" value="0"/>	<input type="text" value="0"/>	<input type="text" value="0"/>	0	<input type="text" value="0"/>	0
<u>Asian</u>	<input type="text" value="0"/>	<input type="text" value="0"/>	<input type="text" value="0"/>	0	<input type="text" value="0"/>	0
<u>Black or African American</u>	<input type="text" value="0"/>	<input type="text" value="0"/>	<input type="text" value="0"/>	0	<input type="text" value="0"/>	0
<u>Native Hawaiian or Other Pacific Islander</u>	<input type="text" value="0"/>	<input type="text" value="0"/>	<input type="text" value="0"/>	0	<input type="text" value="0"/>	0
<u>White</u>	<input type="text" value="0"/>	<input type="text" value="0"/>	<input type="text" value="1"/>	1	<input type="text" value="0"/>	1
Two or more races	<input type="text" value="0"/>	<input type="text" value="0"/>	<input type="text" value="0"/>	0	<input type="text" value="0"/>	0
<u>Race/ethnicity unknown</u>	<input type="text" value="0"/>	<input type="text" value="0"/>	<input type="text" value="0"/>	0	<input type="text" value="0"/>	0
<b>Total women</b>	0	0	1	1	0	1

<b>Grand total (men+women)</b>	0	0	1	1	0	1
Grand total (men+women) 2022-23			1	1		1

Institution: Indiana University-Kokomo (151333)

User ID: 88G2401

## Part A - Fall Enrollment for Part-time Undergraduate Students: CIP CODE:40.0000

Enrollment as of the institution's official fall reporting date or as of October 15, 2024

CIP CODE: 40.0000 – Physical Sciences

Part-time undergraduate students

Reporting Reminders:

- Report Hispanic/Latino individuals of any race as Hispanic/Latino
- Report race for non-Hispanic/Latino individuals only

**Men**

Enrolled for <u>credit</u>	<u>Degree/certificate-seeking</u>				Non-degree/ non-certificate-seeking	Total, <u>part-time</u> <u>undergraduate</u> students
	<u>First-time</u>	<u>Transfer-in</u>	<u>Continuing/ Returning</u>	Total degree/certificate-seeking		
<u>U.S. Nonresident</u>	<input type="text" value="0"/>	<input type="text" value="0"/>	<input type="text" value="0"/>	0	<input type="text" value="0"/>	0
<u>Hispanic/Latino</u>	<input type="text" value="0"/>	<input type="text" value="0"/>	<input type="text" value="0"/>	0	<input type="text" value="0"/>	0
<u>American Indian or Alaska Native</u>	<input type="text" value="0"/>	<input type="text" value="0"/>	<input type="text" value="0"/>	0	<input type="text" value="0"/>	0
<u>Asian</u>	<input type="text" value="0"/>	<input type="text" value="0"/>	<input type="text" value="0"/>	0	<input type="text" value="0"/>	0
<u>Black or African American</u>	<input type="text" value="0"/>	<input type="text" value="0"/>	<input type="text" value="0"/>	0	<input type="text" value="0"/>	0
<u>Native Hawaiian or Other Pacific Islander</u>	<input type="text" value="0"/>	<input type="text" value="0"/>	<input type="text" value="0"/>	0	<input type="text" value="0"/>	0
<u>White</u>	<input type="text" value="0"/>	<input type="text" value="0"/>	<input type="text" value="0"/>	0	<input type="text" value="0"/>	0
Two or more races	<input type="text" value="0"/>	<input type="text" value="0"/>	<input type="text" value="0"/>	0	<input type="text" value="0"/>	0
<u>Race and ethnicity unknown</u>	<input type="text" value="0"/>	<input type="text" value="0"/>	<input type="text" value="0"/>	0	<input type="text" value="0"/>	0
<b>Total men</b>	0	0	0	0	0	0

**Women**

Enrolled for <u>credit</u>	<u>Degree/certificate-seeking</u>				Non-degree/ non-certificate-seeking	Total, <u>part-time</u> <u>undergraduate</u> students
	<u>First-time</u>	<u>Transfer-in</u>	<u>Continuing/ Returning</u>	Total degree/certificate-seeking		
<u>U.S. Nonresident</u>	<input type="text" value="0"/>	<input type="text" value="0"/>	<input type="text" value="0"/>	0	<input type="text" value="0"/>	0
<u>Hispanic/Latino</u>	<input type="text" value="0"/>	<input type="text" value="0"/>	<input type="text" value="0"/>	0	<input type="text" value="0"/>	0
<u>American Indian or Alaska Native</u>	<input type="text" value="0"/>	<input type="text" value="0"/>	<input type="text" value="0"/>	0	<input type="text" value="0"/>	0
<u>Asian</u>	<input type="text" value="0"/>	<input type="text" value="0"/>	<input type="text" value="0"/>	0	<input type="text" value="0"/>	0
<u>Black or African American</u>	<input type="text" value="0"/>	<input type="text" value="0"/>	<input type="text" value="0"/>	0	<input type="text" value="0"/>	0
<u>Native Hawaiian or Other Pacific Islander</u>	<input type="text" value="0"/>	<input type="text" value="0"/>	<input type="text" value="0"/>	0	<input type="text" value="0"/>	0
<u>White</u>	<input type="text" value="0"/>	<input type="text" value="0"/>	<input type="text" value="0"/>	0	<input type="text" value="0"/>	0
Two or more races	<input type="text" value="0"/>	<input type="text" value="0"/>	<input type="text" value="0"/>	0	<input type="text" value="0"/>	0
<u>Race and ethnicity unknown</u>	<input type="text" value="0"/>	<input type="text" value="0"/>	<input type="text" value="0"/>	0	<input type="text" value="0"/>	0
<b>Total women</b>	0	0	0	0	0	0

<b>Grand total (men+women)</b>	0	0	0	0	0	0
Grand total (men+women) 2022-23			1	1		1

Institution: Indiana University-Kokomo (151333)

User ID: 88G2401

## Part A - Fall Enrollment for Part-time Undergraduate Students: CIP CODE:52.0000

Enrollment as of the institution's official fall reporting date or as of October 15, 2024

CIP CODE: 52.0000 – Business, Management, Marketing and Related Support Services

Part-time undergraduate students

Reporting Reminders:

- Report Hispanic/Latino individuals of any race as Hispanic/Latino
- Report race for non-Hispanic/Latino individuals only

**Men**

Enrolled for <u>credit</u>	<u>Degree/certificate-seeking</u>				Non-degree/ non-certificate-seeking	Total, <u>part-time</u> <u>undergraduate</u> students
	<u>First-time</u>	<u>Transfer-in</u>	<u>Continuing/ Returning</u>	Total degree/certificate-seeking		
<u>U.S. Nonresident</u>	<input type="text" value="0"/>	<input type="text" value="0"/>	<input type="text" value="0"/>	0	<input type="text" value="0"/>	0
<u>Hispanic/Latino</u>	<input type="text" value="0"/>	<input type="text" value="0"/>	<input type="text" value="1"/>	1	<input type="text" value="0"/>	1
<u>American Indian or Alaska Native</u>	<input type="text" value="0"/>	<input type="text" value="0"/>	<input type="text" value="0"/>	0	<input type="text" value="0"/>	0
<u>Asian</u>	<input type="text" value="0"/>	<input type="text" value="0"/>	<input type="text" value="1"/>	1	<input type="text" value="0"/>	1
<u>Black or African American</u>	<input type="text" value="1"/>	<input type="text" value="0"/>	<input type="text" value="2"/>	3	<input type="text" value="0"/>	3
<u>Native Hawaiian or Other Pacific Islander</u>	<input type="text" value="0"/>	<input type="text" value="0"/>	<input type="text" value="0"/>	0	<input type="text" value="0"/>	0
<u>White</u>	<input type="text" value="0"/>	<input type="text" value="3"/>	<input type="text" value="27"/>	30	<input type="text" value="0"/>	30
Two or more races	<input type="text" value="0"/>	<input type="text" value="0"/>	<input type="text" value="1"/>	1	<input type="text" value="0"/>	1
<u>Race and ethnicity unknown</u>	<input type="text" value="0"/>	<input type="text" value="0"/>	<input type="text" value="0"/>	0	<input type="text" value="0"/>	0
<b>Total men</b>	<b>1</b>	<b>3</b>	<b>32</b>	<b>36</b>	<b>0</b>	<b>36</b>

**Women**

Enrolled for <u>credit</u>	<u>Degree/certificate-seeking</u>				Non-degree/ non-certificate-seeking	Total, <u>part-time</u> <u>undergraduate</u> students
	<u>First-time</u>	<u>Transfer-in</u>	<u>Continuing/ Returning</u>	Total degree/certificate-seeking		
<u>U.S. Nonresident</u>	<input type="text" value="0"/>	<input type="text" value="0"/>	<input type="text" value="0"/>	0	<input type="text" value="0"/>	0
<u>Hispanic/Latino</u>	<input type="text" value="0"/>	<input type="text" value="1"/>	<input type="text" value="2"/>	3	<input type="text" value="0"/>	3
<u>American Indian or Alaska Native</u>	<input type="text" value="0"/>	<input type="text" value="0"/>	<input type="text" value="1"/>	1	<input type="text" value="0"/>	1
<u>Asian</u>	<input type="text" value="0"/>	<input type="text" value="2"/>	<input type="text" value="2"/>	4	<input type="text" value="0"/>	4
<u>Black or African American</u>	<input type="text" value="0"/>	<input type="text" value="2"/>	<input type="text" value="1"/>	3	<input type="text" value="0"/>	3
<u>Native Hawaiian or Other Pacific Islander</u>	<input type="text" value="0"/>	<input type="text" value="0"/>	<input type="text" value="0"/>	0	<input type="text" value="0"/>	0
<u>White</u>	<input type="text" value="2"/>	<input type="text" value="6"/>	<input type="text" value="24"/>	32	<input type="text" value="0"/>	32
Two or more races	<input type="text" value="0"/>	<input type="text" value="0"/>	<input type="text" value="1"/>	1	<input type="text" value="0"/>	1
<u>Race and ethnicity unknown</u>	<input type="text" value="0"/>	<input type="text" value="0"/>	<input type="text" value="0"/>	0	<input type="text" value="0"/>	0
<b>Total women</b>	<b>2</b>	<b>11</b>	<b>31</b>	<b>44</b>	<b>0</b>	<b>44</b>

<b>Grand total (men+women)</b>	<b>3</b>	<b>14</b>	<b>63</b>	<b>80</b>	<b>0</b>	<b>80</b>
Grand total (men+women) 2022-23	3	14	67	84		84

Institution: Indiana University-Kokomo (151333)

User ID: 88G2401

## Part A - Fall Enrollment for Undergraduate Students Total

Enrollment as of the institution's official fall reporting date or as of October 15, 2024Undergraduate Students**Men**

Enrolled for credit	Total full-time undergraduate students	Total part-time undergraduate students	Grand total, all undergraduate students
<u>U.S. Nonresident</u>	6	1	7
<u>Hispanic/Latino</u>	77	11	88
<u>American Indian or Alaska Native</u>	1	0	1
<u>Asian</u>	13	3	16
<u>Black or African American</u>	35	21	56
<u>Native Hawaiian or Other Pacific Islander</u>	0	0	0
<u>White</u>	497	206	703
Two or more races	35	12	47
<u>Race and ethnicity unknown</u>	0	4	4
<b>Total men</b>	<b>664</b>	<b>258</b>	<b>922</b>

**Women**

Enrolled for credit	Total full-time students	Total part-time students	Grand total, all students
<u>U.S. Nonresident</u>	6	2	8
<u>Hispanic/Latino</u>	179	53	232
<u>American Indian or Alaska Native</u>	1	2	3
<u>Asian</u>	13	13	26
<u>Black or African American</u>	69	21	90
<u>Native Hawaiian or Other Pacific Islander</u>	0	0	0
<u>White</u>	993	342	1,335
Two or more races	55	20	75
<u>Race and ethnicity unknown</u>	2	12	14
<b>Total women</b>	<b>1,318</b>	<b>465</b>	<b>1,783</b>
<b>Grand Total (men+women)</b>	<b>1,982</b>	<b>723</b>	<b>2,705</b>



Institution: Indiana University-Kokomo (151333)

## Part A - Fall Enrollment for Graduate Students

Enrollment as of the institution's official fall reporting date or as of October 15, 2024Graduate Students

## Reporting Reminder:

- Report Hispanic/Latino individuals of any race as Hispanic/Latino
- Report race for non-Hispanic/Latino individuals only

## Graduate Student Reporting Reminder:

- Report all postbaccalaureate degree and certificate students as graduate students, including any doctor's-professional practice students (formerly first-professional)
- Even though Teacher Preparation certificate programs may require a bachelor's degree for admission, they are considered subbaccalaureate undergraduate programs, and students in these programs are undergraduate students.

**Men**

Enrolled for <u>credit</u>	Total <u>full-time</u>	Total <u>part-time</u>	Total graduate students
<u>U.S. Nonresident</u>	4	3	7
<u>Hispanic/Latino</u>	4	3	7
<u>American Indian or Alaska Native</u>	0	0	0
<u>Asian</u>	1	0	1
<u>Black or African American</u>	1	2	3
<u>Native Hawaiian or Other Pacific Islander</u>	0	0	0
<u>White</u>	11	56	67
Two or more races	1	0	1
<u>Race and ethnicity unknown</u>	1	4	5
<b>Total men</b>	<b>23</b>	<b>68</b>	<b>91</b>
Total men prior year	23	65	88

**Women**

Enrolled for <u>credit</u>	Total <u>full-time</u>	Total <u>part-time</u>	Total graduate students
<u>U.S. Nonresident</u>	2	5	7
<u>Hispanic/Latino</u>	0	1	1
<u>American Indian or Alaska Native</u>	0	0	0
<u>Asian</u>	0	0	0
<u>Black or African American</u>	1	1	2
<u>Native Hawaiian or Other Pacific Islander</u>	0	0	0
<u>White</u>	34	74	108
Two or more races	2	2	4
<u>Race and ethnicity unknown</u>	0	3	3
<b>Total women</b>	<b>39</b>	<b>86</b>	<b>125</b>
Total women prior year	43	87	130

<b>Grand total (men+women)</b>	<b>62</b>	<b>154</b>	<b>216</b>
Grand total (men+women) prior year	66	152	218

Institution: Indiana University-Kokomo (151333)

User ID: 88G2401

## Part A - Fall Enrollment for Graduate Students: CIP CODE:13.0000

Enrollment as of the institution's official fall reporting date or as of October 15, 2024

CIP CODE: 13.0000 – Education

Graduate students

Reporting Reminders:

- Report Hispanic/Latino individuals of any race as Hispanic/Latino
- Report race for non-Hispanic/Latino individuals only
- Report all postbaccalaureate degree and certificate students as graduate students, including any doctor's-professional practice students (formerly first-professional)

**Men**

Students enrolled for <u>credit</u>	Total <u>full-time</u>	Total <u>part-time</u>	Total graduate students
<u>U.S. Nonresident</u>	<input type="text" value="0"/>	<input type="text" value="0"/>	<b>0</b>
<u>Hispanic/Latino</u>	<input type="text" value="0"/>	<input type="text" value="0"/>	<b>0</b>
<u>American Indian or Alaska Native</u>	<input type="text" value="0"/>	<input type="text" value="0"/>	<b>0</b>
<u>Asian</u>	<input type="text" value="0"/>	<input type="text" value="0"/>	<b>0</b>
<u>Black or African American</u>	<input type="text" value="0"/>	<input type="text" value="0"/>	<b>0</b>
<u>Native Hawaiian or Other Pacific Islander</u>	<input type="text" value="0"/>	<input type="text" value="0"/>	<b>0</b>
<u>White</u>	<input type="text" value="0"/>	<input type="text" value="2"/>	<b>2</b>
Two or more races	<input type="text" value="0"/>	<input type="text" value="0"/>	<b>0</b>
<u>Race and ethnicity unknown</u>	<input type="text" value="0"/>	<input type="text" value="0"/>	<b>0</b>
<b>Total men</b>	<b>0</b>	<b>2</b>	<b>2</b>

**Women**

Students enrolled for <u>credit</u>	Total <u>full-time</u>	Total <u>part-time</u>	Total graduate students
<u>U.S. Nonresident</u>	<input type="text" value="0"/>	<input type="text" value="0"/>	<b>0</b>
<u>Hispanic/Latino</u>	<input type="text" value="0"/>	<input type="text" value="0"/>	<b>0</b>
<u>American Indian or Alaska Native</u>	<input type="text" value="0"/>	<input type="text" value="0"/>	<b>0</b>
<u>Asian</u>	<input type="text" value="0"/>	<input type="text" value="0"/>	<b>0</b>
<u>Black or African American</u>	<input type="text" value="0"/>	<input type="text" value="0"/>	<b>0</b>
<u>Native Hawaiian or Other Pacific Islander</u>	<input type="text" value="0"/>	<input type="text" value="0"/>	<b>0</b>
<u>White</u>	<input type="text" value="1"/>	<input type="text" value="3"/>	<b>4</b>
Two or more races	<input type="text" value="0"/>	<input type="text" value="0"/>	<b>0</b>
<u>Race and ethnicity unknown</u>	<input type="text" value="0"/>	<input type="text" value="0"/>	<b>0</b>
<b>Total women</b>	<b>1</b>	<b>3</b>	<b>4</b>

<b>Grand total (men+women)</b>	<b>1</b>	<b>5</b>	<b>6</b>
Grand total (men+women) 2022-23		5	5

Institution: Indiana University-Kokomo (151333)

User ID: 88G2401

## Part A - Fall Enrollment for Graduate Students: CIP CODE:26.0000

Enrollment as of the institution's official fall reporting date or as of October 15, 2024

CIP CODE: 26.0000 – Biological and Biomedical Sciences

Graduate students

Reporting Reminders:

- Report Hispanic/Latino individuals of any race as Hispanic/Latino
- Report race for non-Hispanic/Latino individuals only
- Report all postbaccalaureate degree and certificate students as graduate students, including any doctor's-professional practice students (formerly first-professional)

**Men**

Students enrolled for <u>credit</u>	Total <u>full-time</u>	Total <u>part-time</u>	Total graduate students
<u>U.S. Nonresident</u>	<input type="text" value="0"/>	<input type="text" value="0"/>	<b>0</b>
<u>Hispanic/Latino</u>	<input type="text" value="0"/>	<input type="text" value="0"/>	<b>0</b>
<u>American Indian or Alaska Native</u>	<input type="text" value="0"/>	<input type="text" value="0"/>	<b>0</b>
<u>Asian</u>	<input type="text" value="0"/>	<input type="text" value="0"/>	<b>0</b>
<u>Black or African American</u>	<input type="text" value="0"/>	<input type="text" value="0"/>	<b>0</b>
<u>Native Hawaiian or Other Pacific Islander</u>	<input type="text" value="0"/>	<input type="text" value="0"/>	<b>0</b>
<u>White</u>	<input type="text" value="0"/>	<input type="text" value="0"/>	<b>0</b>
Two or more races	<input type="text" value="0"/>	<input type="text" value="0"/>	<b>0</b>
<u>Race and ethnicity unknown</u>	<input type="text" value="0"/>	<input type="text" value="0"/>	<b>0</b>
<b>Total men</b>	<b>0</b>	<b>0</b>	<b>0</b>

**Women**

Students enrolled for <u>credit</u>	Total <u>full-time</u>	Total <u>part-time</u>	Total graduate students
<u>U.S. Nonresident</u>	<input type="text" value="0"/>	<input type="text" value="0"/>	<b>0</b>
<u>Hispanic/Latino</u>	<input type="text" value="0"/>	<input type="text" value="0"/>	<b>0</b>
<u>American Indian or Alaska Native</u>	<input type="text" value="0"/>	<input type="text" value="0"/>	<b>0</b>
<u>Asian</u>	<input type="text" value="0"/>	<input type="text" value="0"/>	<b>0</b>
<u>Black or African American</u>	<input type="text" value="0"/>	<input type="text" value="0"/>	<b>0</b>
<u>Native Hawaiian or Other Pacific Islander</u>	<input type="text" value="0"/>	<input type="text" value="0"/>	<b>0</b>
<u>White</u>	<input type="text" value="0"/>	<input type="text" value="0"/>	<b>0</b>
Two or more races	<input type="text" value="0"/>	<input type="text" value="0"/>	<b>0</b>
<u>Race and ethnicity unknown</u>	<input type="text" value="0"/>	<input type="text" value="0"/>	<b>0</b>
<b>Total women</b>	<b>0</b>	<b>0</b>	<b>0</b>

<b>Grand total (men+women)</b>	<b>0</b>	<b>0</b>	<b>0</b>
Grand total (men+women) 2022-23		3	3

Institution: Indiana University-Kokomo (151333)

User ID: 88G2401

## Part A - Fall Enrollment for Graduate Students: CIP CODE:27.0000

Enrollment as of the institution's official fall reporting date or as of October 15, 2024

CIP CODE: 27.0000 – Mathematics and Statistics

Graduate students

Reporting Reminders:

- Report Hispanic/Latino individuals of any race as Hispanic/Latino
- Report race for non-Hispanic/Latino individuals only
- Report all postbaccalaureate degree and certificate students as graduate students, including any doctor's-professional practice students (formerly first-professional)

**Men**

Students enrolled for <u>credit</u>	Total <u>full-time</u>	Total <u>part-time</u>	Total graduate students
<u>U.S. Nonresident</u>	<input type="text" value="0"/>	<input type="text" value="0"/>	<b>0</b>
<u>Hispanic/Latino</u>	<input type="text" value="0"/>	<input type="text" value="0"/>	<b>0</b>
<u>American Indian or Alaska Native</u>	<input type="text" value="0"/>	<input type="text" value="0"/>	<b>0</b>
<u>Asian</u>	<input type="text" value="0"/>	<input type="text" value="0"/>	<b>0</b>
<u>Black or African American</u>	<input type="text" value="0"/>	<input type="text" value="0"/>	<b>0</b>
<u>Native Hawaiian or Other Pacific Islander</u>	<input type="text" value="0"/>	<input type="text" value="0"/>	<b>0</b>
<u>White</u>	<input type="text" value="0"/>	<input type="text" value="0"/>	<b>0</b>
Two or more races	<input type="text" value="0"/>	<input type="text" value="0"/>	<b>0</b>
<u>Race/ethnicity unknown</u>	<input type="text" value="0"/>	<input type="text" value="0"/>	<b>0</b>
<b>Total men</b>	<b>0</b>	<b>0</b>	<b>0</b>

**Women**

Students enrolled for <u>credit</u>	Total <u>full-time</u>	Total <u>part-time</u>	Total graduate students
<u>U.S. Nonresident</u>	<input type="text" value="0"/>	<input type="text" value="0"/>	<b>0</b>
<u>Hispanic/Latino</u>	<input type="text" value="0"/>	<input type="text" value="0"/>	<b>0</b>
<u>American Indian or Alaska Native</u>	<input type="text" value="0"/>	<input type="text" value="0"/>	<b>0</b>
<u>Asian</u>	<input type="text" value="0"/>	<input type="text" value="0"/>	<b>0</b>
<u>Black or African American</u>	<input type="text" value="0"/>	<input type="text" value="0"/>	<b>0</b>
<u>Native Hawaiian or Other Pacific Islander</u>	<input type="text" value="0"/>	<input type="text" value="0"/>	<b>0</b>
<u>White</u>	<input type="text" value="0"/>	<input type="text" value="2"/>	<b>2</b>
Two or more races	<input type="text" value="0"/>	<input type="text" value="0"/>	<b>0</b>
<u>Race/ethnicity unknown</u>	<input type="text" value="0"/>	<input type="text" value="0"/>	<b>0</b>
<b>Total women</b>	<b>0</b>	<b>2</b>	<b>2</b>

<b>Grand total (men+women)</b>	<b>0</b>	<b>2</b>	<b>2</b>
Grand total (men+women) 2022-23			

Institution: Indiana University-Kokomo (151333)

User ID: 88G2401

## Part A - Fall Enrollment for Graduate Students: CIP CODE:40.0000

Enrollment as of the institution's official fall reporting date or as of October 15, 2024

CIP CODE: 40.0000 – Physical Sciences

Graduate students

Reporting Reminders:

- Report Hispanic/Latino individuals of any race as Hispanic/Latino
- Report race for non-Hispanic/Latino individuals only
- Report all postbaccalaureate degree and certificate students as graduate students, including any doctor's-professional practice students (formerly first-professional)

**Men**

Students enrolled for <u>credit</u>	Total <u>full-time</u>	Total <u>part-time</u>	Total graduate students
<u>U.S. Nonresident</u>	<input type="text" value="0"/>	<input type="text" value="0"/>	<b>0</b>
<u>Hispanic/Latino</u>	<input type="text" value="0"/>	<input type="text" value="0"/>	<b>0</b>
<u>American Indian or Alaska Native</u>	<input type="text" value="0"/>	<input type="text" value="0"/>	<b>0</b>
<u>Asian</u>	<input type="text" value="0"/>	<input type="text" value="0"/>	<b>0</b>
<u>Black or African American</u>	<input type="text" value="0"/>	<input type="text" value="0"/>	<b>0</b>
<u>Native Hawaiian or Other Pacific Islander</u>	<input type="text" value="0"/>	<input type="text" value="0"/>	<b>0</b>
<u>White</u>	<input type="text" value="0"/>	<input type="text" value="1"/>	<b>1</b>
Two or more races	<input type="text" value="0"/>	<input type="text" value="0"/>	<b>0</b>
<u>Race and ethnicity unknown</u>	<input type="text" value="0"/>	<input type="text" value="0"/>	<b>0</b>
<b>Total men</b>	<b>0</b>	<b>1</b>	<b>1</b>

**Women**

Students enrolled for <u>credit</u>	Total <u>full-time</u>	Total <u>part-time</u>	Total graduate students
<u>U.S. Nonresident</u>	<input type="text" value="0"/>	<input type="text" value="0"/>	<b>0</b>
<u>Hispanic/Latino</u>	<input type="text" value="0"/>	<input type="text" value="0"/>	<b>0</b>
<u>American Indian or Alaska Native</u>	<input type="text" value="0"/>	<input type="text" value="0"/>	<b>0</b>
<u>Asian</u>	<input type="text" value="0"/>	<input type="text" value="0"/>	<b>0</b>
<u>Black or African American</u>	<input type="text" value="0"/>	<input type="text" value="0"/>	<b>0</b>
<u>Native Hawaiian or Other Pacific Islander</u>	<input type="text" value="0"/>	<input type="text" value="0"/>	<b>0</b>
<u>White</u>	<input type="text" value="0"/>	<input type="text" value="3"/>	<b>3</b>
Two or more races	<input type="text" value="0"/>	<input type="text" value="0"/>	<b>0</b>
<u>Race and ethnicity unknown</u>	<input type="text" value="0"/>	<input type="text" value="0"/>	<b>0</b>
<b>Total women</b>	<b>0</b>	<b>3</b>	<b>3</b>

<b>Grand total (men+women)</b>	<b>0</b>	<b>4</b>	<b>4</b>
Grand total (men+women) 2022-23		3	3

Institution: Indiana University-Kokomo (151333)

User ID: 88G2401

## Part A - Fall Enrollment for Graduate Students: CIP CODE:52.0000

Enrollment as of the institution's official fall reporting date or as of October 15, 2024

CIP CODE: 52.0000 – Business, Management, Marketing and Related Support Services

Graduate students

Reporting Reminders:

- Report Hispanic/Latino individuals of any race as Hispanic/Latino
- Report race for non-Hispanic/Latino individuals only
- Report all postbaccalaureate degree and certificate students as graduate students, including any doctor's-professional practice students (formerly first-professional)

**Men**

Students enrolled for <u>credit</u>	Total <u>full-time</u>	Total <u>part-time</u>	Total graduate students
<u>U.S. Nonresident</u>	4	2	6
<u>Hispanic/Latino</u>	2	1	3
<u>American Indian or Alaska Native</u>	0	0	0
<u>Asian</u>	0	0	0
<u>Black or African American</u>	0	1	1
<u>Native Hawaiian or Other Pacific Islander</u>	0	0	0
<u>White</u>	9	9	18
Two or more races	0	0	0
<u>Race and ethnicity unknown</u>	0	0	0
<b>Total men</b>	<b>15</b>	<b>13</b>	<b>28</b>

**Women**

Students enrolled for <u>credit</u>	Total <u>full-time</u>	Total <u>part-time</u>	Total graduate students
<u>U.S. Nonresident</u>	1	2	3
<u>Hispanic/Latino</u>	0	0	0
<u>American Indian or Alaska Native</u>	0	0	0
<u>Asian</u>	0	0	0
<u>Black or African American</u>	0	0	0
<u>Native Hawaiian or Other Pacific Islander</u>	0	0	0
<u>White</u>	7	14	21
Two or more races	1	0	1
<u>Race and ethnicity unknown</u>	0	0	0
<b>Total women</b>	<b>9</b>	<b>16</b>	<b>25</b>

<b>Grand total (men+women)</b>	<b>24</b>	<b>29</b>	<b>53</b>
Grand total (men+women) 2022-23	17	26	43

Institution: Indiana University-Kokomo (151333)

User ID: 88G2401

## Part A - Fall Enrollment - Summary

## Fall Enrollment Summary

## Men

Enrolled for credit	Total full-time students	Total part-time students	Grand total, all students
<u>U.S. Nonresident</u>	10	4	14
<u>Hispanic/Latino</u>	81	14	95
<u>American Indian or Alaska Native</u>	1	0	1
<u>Asian</u>	14	3	17
<u>Black or African American</u>	36	23	59
<u>Native Hawaiian or Other Pacific Islander</u>	0	0	0
<u>White</u>	508	262	770
Two or more races	36	12	48
<u>Race and ethnicity unknown</u>	1	8	9
<b>Total men</b>	<b>687</b>	<b>326</b>	<b>1,013</b>

## Women

Enrolled for credit	Total full-time students	Total part-time students	Grand total, all students
<u>U.S. Nonresident</u>	8	7	15
<u>Hispanic/Latino</u>	179	54	233
<u>American Indian or Alaska Native</u>	1	2	3
<u>Asian</u>	13	13	26
<u>Black or African American</u>	70	22	92
<u>Native Hawaiian or Other Pacific Islander</u>	0	0	0
<u>White</u>	1,027	416	1,443
Two or more races	57	22	79
<u>Race and ethnicity unknown</u>	2	15	17
<b>Total women</b>	<b>1,357</b>	<b>551</b>	<b>1,908</b>
<b>Grand Total (men+women)</b>	<b>2,044</b>	<b>877</b>	<b>2,921</b>

Institution: Indiana University-Kokomo (151333)

User ID: 88G2401

Part A - Fall Enrollment - Summary: CIP CODE:13.0000

**Fall Enrollment Summary**

CIP CODE: 13.0000 – Education

**Men**

Enrolled for credit	Total full-time students	Total part-time students	Grand total, all students
<u>U.S. Nonresident</u>	0	0	0
<u>Hispanic/Latino</u>	1	0	1
<u>American Indian or Alaska Native</u>	0	0	0
<u>Asian</u>	0	0	0
<u>Black or African American</u>	1	0	1
<u>Native Hawaiian or Other Pacific Islander</u>	0	0	0
<u>White</u>	30	9	39
Two or more races	2	0	2
<u>Race and ethnicity unknown</u>	0	0	0
<b>Total men</b>	<b>34</b>	<b>9</b>	<b>43</b>

**Women**

Enrolled for credit	Total full-time students	Total part-time students	Grand total, all students
<u>U.S. Nonresident</u>	0	0	0
<u>Hispanic/Latino</u>	15	9	24
<u>American Indian or Alaska Native</u>	0	0	0
<u>Asian</u>	1	0	1
<u>Black or African American</u>	3	0	3
<u>Native Hawaiian or Other Pacific Islander</u>	0	0	0
<u>White</u>	137	26	163
Two or more races	5	0	5
<u>Race and ethnicity unknown</u>	1	0	1
<b>Total women</b>	<b>162</b>	<b>35</b>	<b>197</b>
<b>Grand Total (men+women)</b>	<b>196</b>	<b>44</b>	<b>240</b>



Institution: Indiana University-Kokomo (151333)

User ID: 88G2401

Part A - Fall Enrollment - Summary: CIP CODE:26.0000

**Fall Enrollment Summary**

CIP CODE: 26.0000 – Biological and Biomedical Sciences

**Men**

Enrolled for credit	Total full-time students	Total part-time students	Grand total, all students
<u>U.S. Nonresident</u>	0	0	0
<u>Hispanic/Latino</u>	2	1	3
<u>American Indian or Alaska Native</u>	0	0	0
<u>Asian</u>	0	0	0
<u>Black or African American</u>	2	0	2
<u>Native Hawaiian or Other Pacific Islander</u>	0	0	0
<u>White</u>	20	1	21
Two or more races	1	0	1
<u>Race and ethnicity unknown</u>	0	0	0
<b>Total men</b>	<b>25</b>	<b>2</b>	<b>27</b>

**Women**

Enrolled for credit	Total full-time students	Total part-time students	Grand total, all students
<u>U.S. Nonresident</u>	0	0	0
<u>Hispanic/Latino</u>	8	0	8
<u>American Indian or Alaska Native</u>	0	0	0
<u>Asian</u>	1	0	1
<u>Black or African American</u>	2	0	2
<u>Native Hawaiian or Other Pacific Islander</u>	0	0	0
<u>White</u>	30	3	33
Two or more races	3	0	3
<u>Race and ethnicity unknown</u>	0	0	0
<b>Total women</b>	<b>44</b>	<b>3</b>	<b>47</b>
<b>Grand Total (men+women)</b>	<b>69</b>	<b>5</b>	<b>74</b>

Institution: Indiana University-Kokomo (151333)

User ID: 88G2401

Part A - Fall Enrollment - Summary: CIP CODE:27.0000

**Fall Enrollment Summary**

CIP CODE: 27.0000 – Mathematics and Statistics

**Men**

Enrolled for credit	Total full-time students	Total part-time students	Grand total, all students
<u>U.S. Nonresident</u>	0	0	0
<u>Hispanic/Latino</u>	0	0	0
<u>American Indian or Alaska Native</u>	0	0	0
<u>Asian</u>	0	0	0
<u>Black or African American</u>	0	0	0
<u>Native Hawaiian or Other Pacific Islander</u>	0	0	0
<u>White</u>	4	0	4
Two or more races	0	0	0
<u>Race and ethnicity unknown</u>	0	0	0
<b>Total men</b>	<b>4</b>	<b>0</b>	<b>4</b>

**Women**

Enrolled for credit	Total full-time students	Total part-time students	Grand total, all students
<u>U.S. Nonresident</u>	0	0	0
<u>Hispanic/Latino</u>	1	0	1
<u>American Indian or Alaska Native</u>	0	0	0
<u>Asian</u>	0	0	0
<u>Black or African American</u>	0	0	0
<u>Native Hawaiian or Other Pacific Islander</u>	0	0	0
<u>White</u>	1	3	4
Two or more races	0	0	0
<u>Race and ethnicity unknown</u>	0	0	0
<b>Total women</b>	<b>2</b>	<b>3</b>	<b>5</b>
<b>Grand Total (men+women)</b>	<b>6</b>	<b>3</b>	<b>9</b>

Institution: Indiana University-Kokomo (151333)

User ID: 88G2401

Part A - Fall Enrollment - Summary: CIP CODE:40.0000

**Fall Enrollment Summary**

CIP CODE: 40.0000 – Physical Sciences

**Men**

Enrolled for credit	Total full-time students	Total part-time students	Grand total, all students
<u>U.S. Nonresident</u>	0	0	0
<u>Hispanic/Latino</u>	0	0	0
<u>American Indian or Alaska Native</u>	0	0	0
<u>Asian</u>	0	0	0
<u>Black or African American</u>	0	0	0
<u>Native Hawaiian or Other Pacific Islander</u>	0	0	0
<u>White</u>	5	1	6
Two or more races	0	0	0
<u>Race and ethnicity unknown</u>	0	0	0
<b>Total men</b>	<b>5</b>	<b>1</b>	<b>6</b>

**Women**

Enrolled for credit	Total full-time students	Total part-time students	Grand total, all students
<u>U.S. Nonresident</u>	0	0	0
<u>Hispanic/Latino</u>	0	0	0
<u>American Indian or Alaska Native</u>	0	0	0
<u>Asian</u>	0	0	0
<u>Black or African American</u>	0	0	0
<u>Native Hawaiian or Other Pacific Islander</u>	0	0	0
<u>White</u>	2	3	5
Two or more races	0	0	0
<u>Race and ethnicity unknown</u>	0	0	0
<b>Total women</b>	<b>2</b>	<b>3</b>	<b>5</b>
<b>Grand Total (men+women)</b>	<b>7</b>	<b>4</b>	<b>11</b>

Institution: Indiana University-Kokomo (151333)

User ID: 88G2401

Part A - Fall Enrollment - Summary: CIP CODE:52.0000

**Fall Enrollment Summary**

CIP CODE: 52.0000 – Business, Management, Marketing and Related Support Services

**Men**

Enrolled for credit	Total full-time students	Total part-time students	Grand total, all students
<u>U.S. Nonresident</u>	4	2	6
<u>Hispanic/Latino</u>	36	2	38
<u>American Indian or Alaska Native</u>	1	0	1
<u>Asian</u>	7	1	8
<u>Black or African American</u>	8	4	12
<u>Native Hawaiian or Other Pacific Islander</u>	0	0	0
<u>White</u>	170	39	209
Two or more races	13	1	14
<u>Race and ethnicity unknown</u>	0	0	0
<b>Total men</b>	<b>239</b>	<b>49</b>	<b>288</b>

**Women**

Enrolled for credit	Total full-time students	Total part-time students	Grand total, all students
<u>U.S. Nonresident</u>	3	2	5
<u>Hispanic/Latino</u>	31	3	34
<u>American Indian or Alaska Native</u>	1	1	2
<u>Asian</u>	2	4	6
<u>Black or African American</u>	11	3	14
<u>Native Hawaiian or Other Pacific Islander</u>	0	0	0
<u>White</u>	158	46	204
Two or more races	11	1	12
<u>Race and ethnicity unknown</u>	1	0	1
<b>Total women</b>	<b>218</b>	<b>60</b>	<b>278</b>
<b>Grand Total (men+women)</b>	<b>457</b>	<b>109</b>	<b>566</b>

Part A - Fall Enrollment- Gender Unknown or Another Gender than Provided Categories

Reporting Reminders:

- The purpose of this supplemental section is to determine whether institutions are able to report the number of students for whom gender is unknown and the number of students for whom gender does not align with the 'Men' and 'Women' categories. Note that these students must still be allocated into the 'Men' and 'Women' categories in all other sections of the survey component.
- Institutions should not ask students that do not select a binary gender to allocate themselves to a binary gender category; it is up to the institution to allocate unknown students and students that indicate another gender into the binary categories throughout the forms where required. One method commonly used by institutions is to allocate these students to the binary categories required in other parts of the form using the proportion of men to women reported.
- The 'gender unknown' category is to report students for whom the institution does not know a gender.

Is your institution able to report another gender for the Fall 2024 reporting period?  
If you indicate 'No, my institution is not able to report another gender,' leave the cells in the rows for 'Another gender' blank (i.e., do not report 0). If you indicate 'No, some cells will have a value of less than 5 students,' your institution collects data on another gender, but some cells have a value of less than 5 students, do not report the data and leave the cells in the rows for 'Another gender' blank. If you indicate 'Yes', but no students identified as another gender, please enter '0'.

Undergraduate students:


- ☐ No, my institution is not able to report another gender (do not report)
- ☐ No, some cells will have a value of less than 5 students (do not report)
- ☒ Yes

Graduate students:

- ☐ No, my institution is not able to report another gender (do not report)
- ☒ No, some cells will have a value of less than 5 students (do not report)
- ☐ Yes

Of the total students reported, how many students did you allocate to a binary gender category (Men/Women) because their gender was unknown or another gender than the provided categories?


		Number of students			
		Undergraduate students		Graduate students	
		Current Year	Prior year	Current Year	Prior year
Grand total		2,705	2,674	216	218
	Gender unknown (i.e., gender information is not known or not collected).	<div>3</div>	0	<div>2</div>	0
	Another gender (i.e., gender information is known but does not fall into either of the mutually exclusive binary categories provided [Men/Women]).	<div>7</div>	5	<div></div>	
	Total of Gender unknown + Another gender	10	5	2	
	Total of Students for whom gender is known and falls into one of the mutually exclusive binary categories provided [Men/Women]	2,695	2,669	214	

 You may use the box below to provide additional context for the data you have reported above. Context notes will be posted on the College Navigator website. Therefore, you should write all context notes using proper grammar (e.g., complete sentences with punctuation) and common language that can be easily understood by students and parents (e.g., spell out acronyms).

Part A - Fall Enrollment by Distance Education Status 1

Enrollment as of the institution's official fall reporting date or as of October 15, 2024

	Undergraduate Students		Graduate Students
	Degree/certificate-seeking	Non-degree/non-certificate-seeking	
<b>i</b> Enrolled <i>exclusively</i> in <u>distance education courses</u>	470	76	119
Enrolled in <i>at least one</i> but not all distance education courses	1,245	11	39
<i>Not enrolled</i> in any distance education courses	637	266	58
<b>Total (Carried forward from part A)</b>	<b>2,352</b>	<b>353</b>	<b>216</b>

 You may use the box below to provide additional context for the data you have reported above. Context notes will be posted on the College Navigator website. Therefore, you should write all context notes using proper grammar (e.g., complete sentences with punctuation) and common language that can be easily understood by students and parents (e.g., spell out acronyms).

Part A - Fall Enrollment by Distance Education Status 2

Of those students *exclusively* enrolled in distance education courses, report the number that are:

		<u>Undergraduate Students</u>		<u>Graduate Students</u>
		<u>Degree/certificate-seeking</u>	Non-degree/non-certificate-seeking	
Located in	IN	436	72	103
Located in the U.S. but not in	IN	30	4	15
Located in the U.S. but state/jurisdiction unknown		0	0	0
Located outside the U.S.		3	0	0
Location unknown/unreported		1	0	1
Total students exclusively enrolled in distance education (Carried forward from section above)		470	76	119

Part B - Fall Enrollment by Age and Gender for Full-time Undergraduate Students

Enrollment as of the institution's official fall reporting date or as of October 15, 2024

NOTE: These data are **optional** this year.

Age	Full-time Undergraduate Students	
	Men	Women
Under 18	<div>7</div>	<div>13</div>
18-19	<div>228</div>	<div>534</div>
20-21	<div>215</div>	<div>418</div>
22-24	<div>126</div>	<div>180</div>
25-29	<div>43</div>	<div>72</div>
30-34	<div>16</div>	<div>47</div>
35-39	<div>10</div>	<div>24</div>
40-49	<div>14</div>	<div>24</div>
50-64	<div>5</div>	<div>6</div>
65 and over	<div>0</div>	<div>0</div>
Age unknown/unreported	<div>0</div>	<div>0</div>
Total full-time undergraduate students (Carried forward from part A)	664	1,318



Part B - Fall Enrollment by Age and Gender for Part-time Undergraduate Students

Enrollment as of the institution's official fall reporting date or as of October 15, 2024

NOTE: These data are **optional** this year.

Age	Part-time Undergraduate Students	
	Men	Women
Under 18	106	174
18-19	30	27
20-21	31	47
22-24	24	54
25-29	20	50
30-34	15	39
35-39	9	29
40-49	15	26
50-64	8	17
65 and over	0	2
Age unknown/unreported	0	0
Total part-time undergraduate students (Carried forward from part A)	258	465

Part B - Fall Enrollment by Age and Gender for Full-time Graduate Students

Enrollment as of the institution's official fall reporting date or as of October 15, 2024

NOTE: These data are **optional** this year.

Age	Full-time Graduate Students	
	Men	Women
Under 18	<div>0</div>	<div>0</div>
18-19	<div>0</div>	<div>0</div>
20-21	<div>3</div>	<div>1</div>
22-24	<div>12</div>	<div>18</div>
25-29	<div>3</div>	<div>7</div>
30-34	<div>1</div>	<div>6</div>
35-39	<div>1</div>	<div>1</div>
40-49	<div>3</div>	<div>5</div>
50-64	<div>0</div>	<div>1</div>
65 and over	<div>0</div>	<div>0</div>
Age unknown/unreported	0	0
Total full-time graduate students (Carried forward from part A)	23	39

Part B - Fall Enrollment by Age and Gender for Part-time Graduate Students

Enrollment as of the institution's official fall reporting date or as of October 15, 2024

NOTE: These data are **optional** this year.

Age	Part-time Graduate Students	
	Men	Women
Under 18	<div>0</div>	<div>0</div>
18-19	<div>0</div>	<div>0</div>
20-21	<div>1</div>	<div>0</div>
22-24	<div>6</div>	<div>12</div>
25-29	<div>12</div>	<div>16</div>
30-34	<div>8</div>	<div>14</div>
35-39	<div>18</div>	<div>19</div>
40-49	<div>19</div>	<div>19</div>
50-64	<div>2</div>	<div>6</div>
65 and over	<div>2</div>	<div>0</div>
Age unknown/unreported	0	0
Total part-time graduate students (Carried forward from part A)	68	86


Institution: Indiana University-Kokomo (151333)

User ID: 88G2401

## Part C - Screening Question

Did any of your **first-time degree/certificate-seeking undergraduate** students (reported in Part A) enroll within 12 months of graduating high school or receiving their GED?

- ☐ No, we do not have any first-time students who enrolled within 12 months of their high school graduation.
- ☒ Yes, we have first-time students who enrolled within 12 months of their high school graduation.

 You may use the box below to provide additional context for the data you have reported above. Context notes will be posted on the College Navigator website. Therefore, you should write all context notes using proper grammar (e.g., complete sentences with punctuation) and common language that can be easily understood by students and parents (e.g., spell out acronyms).

Institution: Indiana University-Kokomo (151333)

User ID: 88G2401

## Part C - Residence of First-time Undergraduates 1

Enrollment as of the institution's official fall reporting date or as of October 15, 2024

Enter at least one zero, where applicable, to verify that the screen has not been skipped.

State of <u>residence</u> when student was first admitted	FIPS Code	<b>i</b> Total <u>first-time</u> degree/certificate-seeking undergraduates (1)	Of students in column 1, those who enrolled within 12 months of high school graduation or receiving their GED (2)
Alabama	01	<input type="text" value="0"/>	<input type="text" value="0"/>
Alaska	02	<input type="text" value="0"/>	<input type="text" value="0"/>
Arizona	04	<input type="text" value="0"/>	<input type="text" value="0"/>
Arkansas	05	<input type="text" value="0"/>	<input type="text" value="0"/>
California	06	<input type="text" value="0"/>	<input type="text" value="0"/>
Colorado	08	<input type="text" value="0"/>	<input type="text" value="0"/>
Connecticut	09	<input type="text" value="0"/>	<input type="text" value="0"/>
Delaware	10	<input type="text" value="0"/>	<input type="text" value="0"/>
District of Columbia	11	<input type="text" value="0"/>	<input type="text" value="0"/>
Florida	12	<input type="text" value="1"/>	<input type="text" value="1"/>
Georgia	13	<input type="text" value="0"/>	<input type="text" value="0"/>
Hawaii	15	<input type="text" value="0"/>	<input type="text" value="0"/>
Idaho	16	<input type="text" value="0"/>	<input type="text" value="0"/>
Illinois	17	<input type="text" value="1"/>	<input type="text" value="1"/>
Indiana	18	<input type="text" value="521"/>	<input type="text" value="452"/>
Iowa	19	<input type="text" value="0"/>	<input type="text" value="0"/>
Kansas	20	<input type="text" value="0"/>	<input type="text" value="0"/>
Kentucky	21	<input type="text" value="2"/>	<input type="text" value="1"/>
Louisiana	22	<input type="text" value="0"/>	<input type="text" value="0"/>
Maine	23	<input type="text" value="0"/>	<input type="text" value="0"/>

Part C - Residence of First-time Undergraduates 2


Enrollment as of the institution's official fall reporting date or as of October 15, 2024  
Enter at least one zero, where applicable, to verify that the screen has not been skipped.

State of <u>residence</u> when student was first admitted	FIPS Code	Total <u>first-time</u> degree/certificate-seeking undergraduates (1)	Of students in column 1, those who enrolled within 12 months of high school graduation or receiving their GED (2)
Maryland	24	<input type="text" value="0"/>	<input type="text" value="0"/>
Massachusetts	25	<input type="text" value="0"/>	<input type="text" value="0"/>
Michigan	26	<input type="text" value="1"/>	<input type="text" value="1"/>
Minnesota	27	<input type="text" value="0"/>	<input type="text" value="0"/>
Mississippi	28	<input type="text" value="0"/>	<input type="text" value="0"/>
Missouri	29	<input type="text" value="0"/>	<input type="text" value="0"/>
Montana	30	<input type="text" value="0"/>	<input type="text" value="0"/>
Nebraska	31	<input type="text" value="0"/>	<input type="text" value="0"/>
Nevada	32	<input type="text" value="0"/>	<input type="text" value="0"/>
New Hampshire	33	<input type="text" value="0"/>	<input type="text" value="0"/>
New Jersey	34	<input type="text" value="0"/>	<input type="text" value="0"/>
New Mexico	35	<input type="text" value="0"/>	<input type="text" value="0"/>
New York	36	<input type="text" value="0"/>	<input type="text" value="0"/>
North Carolina	37	<input type="text" value="0"/>	<input type="text" value="0"/>
North Dakota	38	<input type="text" value="0"/>	<input type="text" value="0"/>
Ohio	39	<input type="text" value="1"/>	<input type="text" value="1"/>
Oklahoma	40	<input type="text" value="0"/>	<input type="text" value="0"/>
Oregon	41	<input type="text" value="0"/>	<input type="text" value="0"/>
Pennsylvania	42	<input type="text" value="0"/>	<input type="text" value="0"/>
Rhode Island	44	<input type="text" value="0"/>	<input type="text" value="0"/>

Part C - Residence of First-time Undergraduates 3

Enrollment as of the institution's official fall reporting date or as of October 15, 2024  
Enter at least one zero, where applicable, to verify that the screen has not been skipped.

State of <u>residence</u> when student was first admitted	FIPS Code	Total <u>first-time</u> degree/certificate-seeking undergraduates (1)	Of students in column 1, those who enrolled within 12 months of high school graduation or receiving their GED (2)
South Carolina	45	<input type="text" value="0"/>	<input type="text" value="0"/>
South Dakota	46	<input type="text" value="0"/>	<input type="text" value="0"/>
Tennessee	47	<input type="text" value="0"/>	<input type="text" value="0"/>
Texas	48	<input type="text" value="0"/>	<input type="text" value="0"/>
Utah	49	<input type="text" value="0"/>	<input type="text" value="0"/>
Vermont	50	<input type="text" value="0"/>	<input type="text" value="0"/>
Virginia	51	<input type="text" value="0"/>	<input type="text" value="0"/>
Washington	53	<input type="text" value="1"/>	<input type="text" value="1"/>
West Virginia	54	<input type="text" value="0"/>	<input type="text" value="0"/>
Wisconsin	55	<input type="text" value="0"/>	<input type="text" value="0"/>
Wyoming	56	<input type="text" value="0"/>	<input type="text" value="0"/>
<u>State Unknown</u>	57	<input type="text"/>	<input type="text"/>
American Samoa	60	<input type="text" value="0"/>	<input type="text" value="0"/>
Federated States of Micronesia	64	<input type="text" value="0"/>	<input type="text" value="0"/>
Guam	66	<input type="text" value="0"/>	<input type="text" value="0"/>
Marshall Islands	68	<input type="text" value="0"/>	<input type="text" value="0"/>
Northern Marianas	69	<input type="text" value="0"/>	<input type="text" value="0"/>
Palau	70	<input type="text" value="0"/>	<input type="text" value="0"/>
Puerto Rico	72	<input type="text" value="0"/>	<input type="text" value="0"/>
Virgin Islands	78	<input type="text" value="0"/>	<input type="text" value="0"/>
Foreign Countries	90	<input type="text" value="0"/>	<input type="text" value="0"/>
Residence unknown/unreported	98	1	
Total first-time degree/certificate-seeking undergraduates (Carried forward from Part A)		529	458

 You may use the box below to provide additional context for the data you have reported above. Context notes will be posted on the College Navigator website. Therefore, you should write all context notes using proper grammar (e.g., complete sentences with punctuation) and common language that can be easily understood by students and parents (e.g., spell out acronyms).

Part D - Total Undergraduate Entering Class

Total Undergraduate Entering Class, Fall 2024

D1	Total full-time, first-time degree/certificate-seeking <u>undergraduates</u> from Part A (GR <u>cohort</u> )	513
D2	Total <u>first-time</u> degree/certificate-seeking undergraduates (full-time + part-time) from Part A	529
D3	Total <u>transfer-in</u> degree/certificate-seeking undergraduates (full-time + part-time) from Part A	194
D4	Total <u>non-degree/non-certificate-seeking</u> undergraduates (full-time + part-time) from Part A	353
D5	Of the total non-degree/non-certificate-seeking undergraduates displayed on line D4, <b>the number that are new to the institution in Fall 2024</b>	<div>216</div>
D6	Total <u>entering students</u> at the undergraduate level <b>Note:</b> This is calculated as first-time students (line D2) + students transferring to the institution (line D3) + non-degree/non-certificate-seeking undergraduates entering in Fall 2024 (line D5).	939
D7	Percentage of undergraduate entering class represented by your GR <u>cohort</u> (line D1/line D6)	55



Part E - First-time Bachelor's Cohort Retention Rates (Full-time)


Retention Rates - Full-time, First-time Bachelor's Seeking Cohort from Fall 2023

Academic reporters determine the cohort and retention as of the institution's official fall reporting date or as of October 15. Program reporters determine the cohort with enrollment any time between August 1 and October 31, 2023 and retention based on August 1, 2024.

The retention rate is calculated by the system after clicking "Save" on the screen. Exclusions are subtracted from and inclusions are added to the original cohort and the resulting adjusted cohort is used for calculating the retention rate.

- Retention Data Reporting Reminders:
- Include only **full-time, first-time bachelor's-seeking** students in this cohort.
  - Determine the full-time cohort using Fall 2023 status (e.g., if a student was full-time in Fall 2023, report them in the full-time cohort regardless of their Fall 2024 status).
  - If there are no students to report in the cohort, enter zero. Do not leave the field blank.
  - Report in the exclusions box (line E2a) the number of students from the cohort who left the institution for any of the following reasons: died or were totally and permanently disabled; to serve in the armed forces (including those called to active duty); to serve with a foreign aid service of the Federal Government (e.g., Peace Corps); or to serve on official church missions.
  - Report in the inclusion box (line E2b) first-time bachelor's-seeking study abroad students who were excluded from the first-time cohort (line E1) but who have re-enrolled at the institution their second year.

FULL-TIME, FIRST-TIME BACHELOR'S COHORT RETENTION:		Prior year data (Fall 2022 cohort)
E1	Full-time, first-time Fall 2023 bachelor's seeking cohort	437477
E2a	Exclusions from the Fall 2023 cohort	00
E2b	Inclusion to the Fall 2023 cohort	00
E3	Adjusted Fall 2023 cohort (line E1- E2a + E2b)	437477
E4	Students from Fall 2023 cohort still enrolled as of Fall 2024 + students from Fall 2023 cohort who completed their bachelor's degree as of Fall 2024	303319
E5	Full-time, first-time Fall 2023 bachelor's cohort retention rate (line E4 / line E3)	69 %67 %

 The notes below provide context for the data you've reported above and **may** be posted on the College Navigator website. Choose one option that best explains your data or choose "Not Applicable" if you do not wish to provide context notes. If none of the options provided explain your institution's data, then choose "Other" and write your own context notes. Therefore, you should write all context notes using proper grammar (e.g., complete sentences with punctuation) and common language that can be easily understood by students and parents (e.g., spell out acronyms).

Not Applicable

Part E - First-time Bachelor's Cohort Retention Rates (Part-time)

Retention Rates - Part-time, First-time Bachelor's Seeking Cohort from Fall 2023


Academic reporters determine the cohort and retention as of the institution's official fall reporting date or as of October 15. Program reporters determine the cohort with enrollment any time between August 1 and October 31, 2023 and retention based on August 1, 2024.

The retention rate is calculated by the system after clicking "Save" on the screen. Exclusions are subtracted from the original cohort and the resulting adjusted cohort is used for calculating the retention rate.

Retention Data Reporting Reminders:

- Include only **part-time, first-time bachelor's-seeking** students in this cohort.
- Determine part-time using Fall 2023 attendance status (e.g., if a student was part-time in Fall 2023, report them in the part-time cohort regardless of their Fall 2024 status).
- If there are no students to report in the cohort, enter zero. Do not leave the field blank.
- Report in the exclusions box (line E7a) the number of students from the cohort who left the institution for any of the following reasons: died or were totally and permanently disabled; to serve in the armed forces (including those called to active duty); to serve with a foreign aid service of the Federal Government (e.g., Peace Corps); or to serve on official church missions.
- Report in the inclusion box (line E7b) first-time bachelor's-seeking study abroad students who were excluded from the first-time cohort (line E6) but who have re-enrolled at the institution their second year.

PART-TIME, FIRST-TIME BACHELOR'S COHORT RETENTION:			Prior year data (Fall 2022 cohort)
E6	Part-time, first-time Fall 2023 bachelor's seeking cohort	20	20
E7a	Exclusions from the Fall 2023 cohort	0	0
E7b	Inclusions to the Fall 2023 cohort	0	0
E8	Adjusted Fall 2023 cohort (line E6 - E7a + E7b)	20	20
E9	Students from Fall 2023 cohort <b>still enrolled</b> as of Fall 2024 + students from Fall 2023 cohort who <b>completed their bachelor's degree</b> as of Fall 2024	14	8
E10	Part-time, first-time Fall 2023 bachelor's cohort retention rate (line E9 / line E8)	<input checked="" type="checkbox"/> 70 %	40 %

 The notes below provide context for the data you've reported above and **may** be posted on the College Navigator website. Choose one option that best explains your data or choose "Not Applicable" if you do not wish to provide context notes. If none of the options provided explain your institution's data, then choose "Other" and write your own context notes. Therefore, you should write all context notes using proper grammar (e.g., complete sentences with punctuation) and common language that can be easily understood by students and parents (e.g., spell out acronyms).

Not Applicable

Institution: Indiana University-Kokomo (151333)

User ID: 88G2401

Part F - Student-to-Faculty Ratio

Student-to-Faculty Ratio

Please provide your institution's student-to-faculty ratio (i.e., student-to-instructional staff) for undergraduate programs for Fall 2024. The student-to-faculty ratio and any accompanying context that is provided will be displayed on College Navigator.

Click [here](#) to use a worksheet to help you determine the student-to-faculty ratio

Student-to-faculty ratio


15

to 1

Student-to-faculty ratio prior year

14

to 1

 You may use the box below to provide additional context for the data you have reported above. Context notes will be posted on the College Navigator website. Therefore, you should write all context notes using proper grammar (e.g., complete sentences with punctuation) and common language that can be easily understood by students and parents (e.g., spell out acronyms).

Prepared by

- Reporting Reminders:
- The name of the preparer is being collected so that we can follow up with the appropriate person in the event that there are questions concerning the data.
  - The Keyholder will be copied on all email correspondence to other preparers.
  - The time it took to prepare this component is being collected so that we can continue to improve our estimate of the reporting burden associated with IPEDS.
  - Please include in your estimate the time it took for you to review instructions, query and search data sources, complete and review the component, and submit the data through the Data Collection System.
  - Thank you for your assistance.

This survey component was prepared by:

<input type="radio"/>	Keyholder	<input type="radio"/>	SFA Contact	<input type="radio"/>	HR Contact
<input type="radio"/>	Finance Contact	<input type="radio"/>	Academic Library Contact	<input checked="" type="radio"/>	Other

Name:

Email:

How many staff from your institution only were involved in the data collection and reporting process of this survey component?

Number of Staff (including yourself)

How many hours did you and others from your institution only spend on each of the steps below when responding to this survey component?  
*Exclude the hours spent collecting data for state and other reporting purposes.*

Staff member	Collecting Data Needed	Revising Data to Match IPEDS Requirements	Entering Data	Revising and Locking Data
Your office	<input type="text" value="1.00"/> hours	<input type="text" value="1.00"/> hours	<input type="text" value="1.00"/> hours	<input type="text" value="0.50"/> hours
Other offices	<input type="text"/> hours	<input type="text"/> hours	<input type="text"/> hours	<input type="text"/> hours

Summary

Fall Enrollment Component Summary

The purpose of this summary is to provide you an opportunity to view some of the data that, when accepted through the IPEDS quality control process, will appear on the [College Navigator](#) website and/or your institution's Data Feedback Report (DFR). In addition, all data reported in IPEDS survey components become publicly available through the [IPEDS Use the Data](#) and appear as aggregated statistics in various Department of Education reports. [College Navigator](#) is updated approximately three months after the data collection period closes and DFRs will be available through the [IPEDS Use the Data](#) and sent to your institution's CEO at the end of 2025.

Please review your data for accuracy. If you have questions about the data displayed below or after reviewing the data reported on the survey screens, please contact the IPEDS Help Desk at: 1-877-225-2568 or [ipedshelp@rti.org](mailto:ipedshelp@rti.org).

Student Enrollment		
Total enrollment		2,921
	Undergraduate enrollment	2,705
	Graduate enrollment	216
Student-to-faculty ratio		15 to 1

Student Characteristics (All Students)		
Percent of all students who are female (%)		65
Percent of all students by U.S. resident status and race/ethnicity: Note: Race/ethnicity is not collected for U.S. Nonresidents.		
U.S. Resident (%)		99
	American Indian or Alaska Native (%)	0
	Asian (%)	1
	Black or African American (%)	5
	Hispanic/Latino (%)	11
	Native Hawaiian or Pacific Islander (%)	0
	White (%)	76
	Two or More Races (%)	4
	Race and ethnicity unknown (%)	1
U .S. Nonresident (%)		1

Undergraduate Student Characteristics		
Percent of all students who are female (%)		66
Percent of undergraduates who are full-time (%)		73
Percent of undergraduates who are transfer-in (%)		7
Percent of undergraduates who are enrolled exclusively in distance education courses (%)		20
Percent of all students by U.S. resident status and race/ethnicity: Note: Race/ethnicity is not collected for U.S. Nonresidents.		
U.S. Resident (%)		99
	American Indian or Alaska Native (%)	0
	Asian (%)	2
	Black or African American (%)	5
	Hispanic/Latino (%)	12
	Native Hawaiian or Pacific Islander (%)	0
	White (%)	75
	Two or More Races (%)	5
	Race and ethnicity unknown (%)	1
U .S. Nonresident (%)		1

Percent of undergraduate students by age:		
	24 and under (%)	82
	25 and over (%)	18
	Age unknown (%)	0
Percent of first-time degree/certificate seeking students by residence:		
	In state (%)	98
	Out-of-state (%)	1
	Foreign countries (%)	0
	Residence unknown (%)	0

Undergraduate Retention and Graduation Rate Cohort		
	First-time, full-time bachelor's seeking student fall-to-fall retention rate (%)	69
	First-time, part-time bachelor's seeking student fall-to-fall retention rate (%)	70
	Graduation rate cohort as percent of total entering students (%)	55

Graduate Student Characteristics		
	Percent of graduate students who are female (%)	58
	Percent of graduate students who are full-time (%)	29
	Percent of graduate students who are enrolled exclusively in distance education courses (%)	55
Percent of graduate students by U.S. resident status and race/ethnicity: Note: Race/ethnicity is not collected for U.S. Nonresidents.		
	U.S. Resident (%)	94
	American Indian or Alaska Native (%)	0
	Asian (%)	0
	Black or African American (%)	2
	Hispanic/Latino (%)	4
	Native Hawaiian or Pacific Islander (%)	0
	White (%)	81
	Two or More Races (%)	2
	Race and ethnicity unknown (%)	4
	U .S. Nonresident (%)	6

Edit Report

Fall Enrollment

Source	Description	Severity	Resolved	Options
Screen: Part E - First-time Bachelor's Cohort Retention Rates (Part-time)				
Upload File	The calculated cohort retention rate is outside the expected range when compared with the prior year value. Please correct your data or explain. (Error #6308)	Explanation	Yes	
Reason	This error is likely due to variance of relatively low headcounts.			